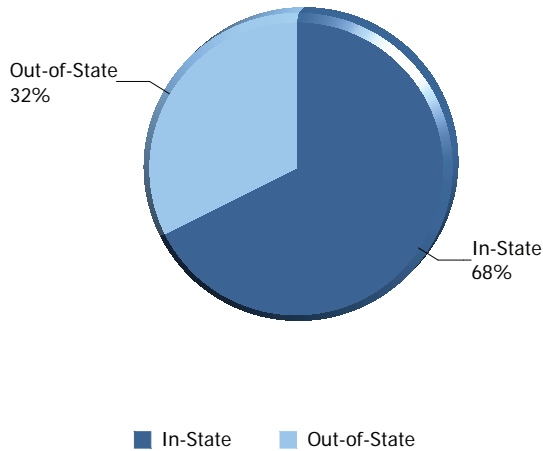


The Citadel: Enrollment by Residency



CHE Residency Classification for Fee Purposes	In-State	Out-of-State	Total
Active Duty Students	31		31
Cadets	1457	840	2297
College Transfer Program Students	187	43	230
Day Students		1	1
Exchange Students		1	1
Fifth Year Day Students	33	5	38
Graduate Students	739	317	1056
Off Campus Students Enrolled in Citadel Courses	14	11	25
Transient Students	23	8	31
Veteran Students (Day)	82	1	83
Total of Residency	2566	1227	3793

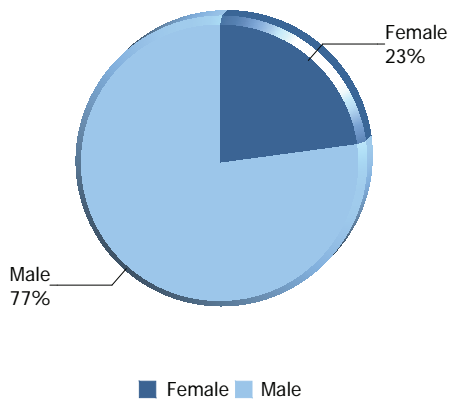
CHE Residency Classification for Fee Purposes			
Active Duty Students	In-State	(A) Resident Exception: Military Personnel and their Dependents	4
		(I) Resident Exception: Covered Individuals Receiving Veterans GI Bill Chapter 30 and 33 Education Benefits	9
		SC Resident	18
	Total		31
Cadets	In-State	(A) Resident Exception: Military Personnel and their Dependents	3
		(C) Resident Exception: Full-time Employee and their Dependents	3
		(D) Resident Exception: Retired Persons and their Dependents	3
		(F) Resident Exception: Scholarships Approved by Boards of Trustees	56
		(I) Resident Exception: Covered Individuals Receiving Veterans GI Bill Chapter 30 and 33 Education Benefits	136
		SC Resident	1256
	Out-of-State	Non SC Resident	840
Total		2297	
College Transfer Program Students	In-State	(I) Resident Exception: Covered Individuals Receiving Veterans GI Bill Chapter 30 and 33 Education Benefits	8
		SC Resident	179
	Out-of-State	Non SC Resident	43
	Total		230
Day Students	Out-of-State	Non SC Resident	1
		Total	1
Exchange Students	Out-of-State	Non SC Resident	1
		Total	1
Fifth Year Day Students	In-State	(A) Resident Exception: Military Personnel and their Dependents	1
		(F) Resident Exception: Scholarships Approved by Boards of Trustees	3
		SC Resident	29

The Citadel: Enrollment by Residency

Fifth Year Day Students	Out-of-State	Non SC Resident	5
	Total		38
Graduate Students	In-State	(A) Resident Exception: Military Personnel and their Dependents	1
		(F) Resident Exception: Scholarships Approved by Boards of Trustees	3
		(I) Resident Exception: Covered Individuals Receiving Veterans GI Bill Chapter 30 and 33 Education Benefits	14
		SC Resident	721
	Out-of-State	Non SC Resident	317
Total		1056	
Off Campus Students Enrolled in Citadel Courses	In-State	(I) Resident Exception: Covered Individuals Receiving Veterans GI Bill Chapter 30 and 33 Education Benefits	4
		SC Resident	10
	Out-of-State	Non SC Resident	11
	Total		25
Transient Students	In-State	SC Resident	23
	Out-of-State	Non SC Resident	8
	Total		31
Veteran Students (Day)	In-State	(A) Resident Exception: Military Personnel and their Dependents	1
		(I) Resident Exception: Covered Individuals Receiving Veterans GI Bill Chapter 30 and 33 Education Benefits	31
		SC Resident	50
	Out-of-State	Non SC Resident	1
	Total		83
Total			3793

* Off campus students include students studying abroad, studying away in the US, and those serving an internship.

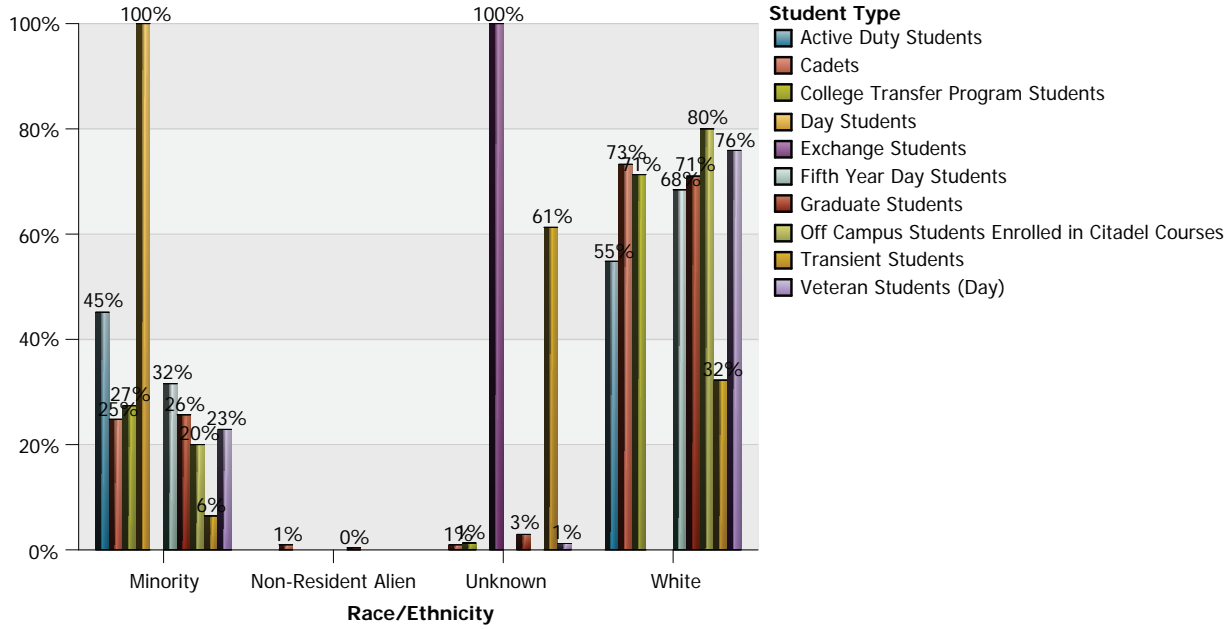
The Citadel: Enrollment by Gender



Gender	Female	Male	Total
Active Duty Students		31	31
Cadets	289	2008	2297
College Transfer Program Students	63	167	230
Day Students		1	1
Exchange Students		1	1
Fifth Year Day Students	6	32	38
Graduate Students	488	568	1056
Off Campus Students Enrolled in Citadel Courses	2	23	25
Transient Students	12	19	31
Veteran Students (Day)	7	76	83
Total of Gender	867	2926	3793

* Off campus students include students studying abroad, studying away in the US, and those serving an internship.

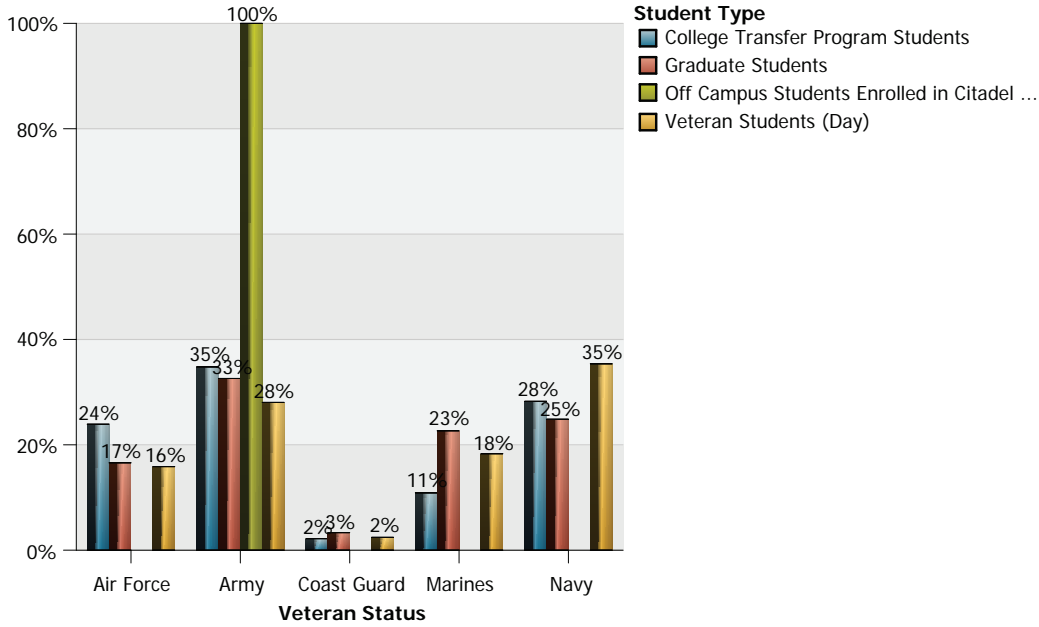
The Citadel: Enrollment by Race/Ethnicity



Race/Ethnicity	American Indian or Alaskan Native	Asian	Black or African American	Hispanic	More Than 1 Race	Native Hawaiian or Pacific Islander	Non-Resident Alien	Unknown	White	Total
Active Duty Students	1		3	4	5	1			17	31
Cadets	9	50	186	218	99	8	22	22	1683	2297
College Transfer Program Students		3	24	28	8			3	164	230
Day Students				1						1
Exchange Students								1		1
Fifth Year Day Students		1	5	4	2				26	38
Graduate Students	3	28	128	74	33	5	4	31	750	1056
Off Campus Students Enrolled in Citadel Courses			2	1	2				20	25
Transient Students			2					19	10	31
Veteran Students (Day)	1	3	5	6	3	1		1	63	83
Total of Race/Ethnicity	14	85	355	336	152	15	26	77	2733	3793

* Off campus students include students studying abroad, studying away in the US, and those serving an internship.

The Citadel: Enrollment by Veteran Status



Student Type	Air Force	Army	Coast Guard	Marines	Navy	Total
College Transfer Program Students	11	16	1	5	13	46
Graduate Students	30	59	6	41	45	181
Off Campus Students Enrolled in Citadel Courses		2				2
Veteran Students (Day)	13	23	2	15	29	82
Total	54	100	9	61	87	311

* Veteran status is self-reported.

The Citadel: Undergraduate Primary Program Enrollment

Primary Program	Count
BA Chemistry	12
BA Criminal Justice	168
BA English	9
BA History	51
BA Intelligence and Security Stu	57
BA Intelligence and Security Stu (Business Intelligence)	18
BA Intelligence and Security Stu (Chinese Area Studies)	10
BA Intelligence and Security Stu (Counterterrorism)	77
BA Intelligence and Security Stu (General Intelligence)	96
BA Intelligence and Security Stu (Military Intelligence, Chinese Area Studies)	1
BA Intelligence and Security Stu (Military Intelligence)	123
BA Modern Language (French)	3
BA Modern Language (Spanish)	3
BA Political Science	10
BA Political Science (American Govt)	18
BA Political Science (Intl and Mlty Affairs)	55
BA Political Science (Law and Legal Studies)	42
BA Psychology	55
BS Biology	106
BS Chemistry	14
BS Chemistry (Biochemistry)	11
BS Computer Science	40
BS Cyber Operations	78
BS Exercise Science	116
BS Mathematics	13
BS Physical Education (Physical Education Teaching)	5
BS Physical Education (Pre Physical Educ Teaching)	7
BS Physics	25
BS Pre-Secondary Education (Education Social Studies)	6
BS Secondary Education (Education Biology)	1
BS Secondary Education (Education Social Studies)	13
BS Sport Management	44
BS Strength and Conditioning	13
BSBA Accounting	49
BSBA Business Administration	85
BSBA Finance	179
BSBA Management	189
BSBA Marketing & Business Dev	193
BSBA Supply Chain Management	131
BSCCE Civil Engineering	113
BSCMPE Computer Engineering	18
BSCONE Construction Engineering	70
BSEE Electrical Engineering	91
BSME Mechanical Engineering	216

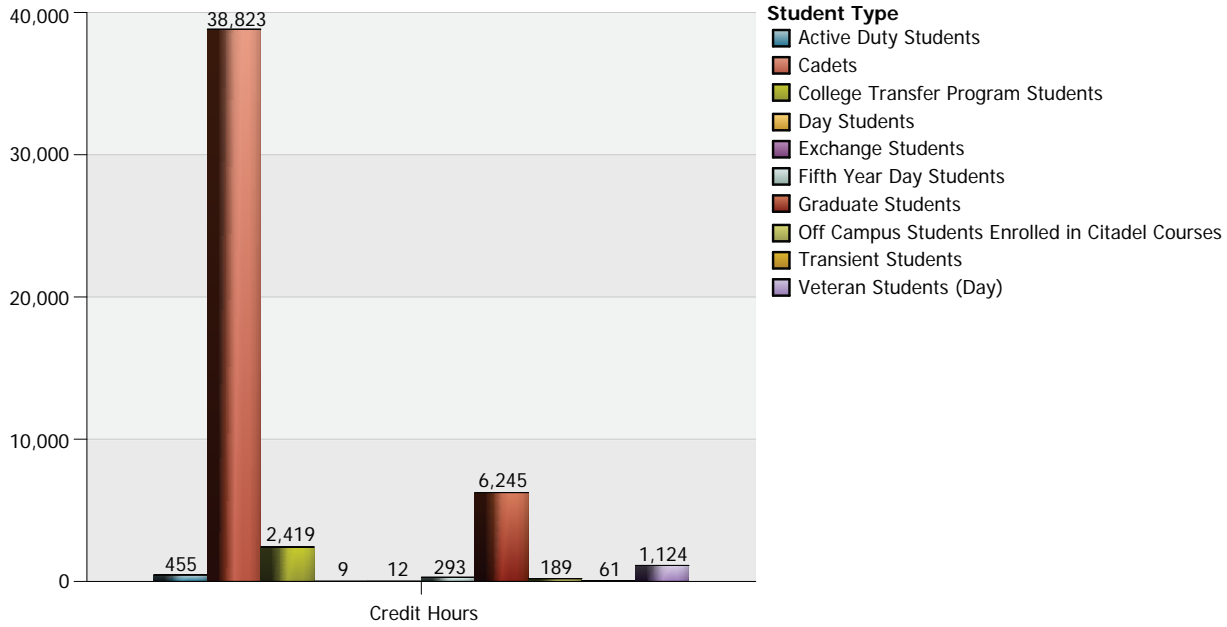
The Citadel: Undergraduate Primary Program Enrollment

Primary Program	Count
BSN Nursing	71
NDG Undeclared Undergraduate	32
Overall - Total	2737

The Citadel: Undergraduate Secondary Program Enrollment

Perogram	Count
BA Chemistry	3
BA Criminal Justice	6
BA English	6
BA History	4
BA Intelligence and Security Stu	5
BA Intelligence and Security Stu (Counterterrorism)	2
BA Intelligence and Security Stu (General Intelligence)	3
BA Intelligence and Security Stu (Military Intelligence)	2
BA Modern Language (French)	5
BA Modern Language (German)	3
BA Modern Language (Spanish)	24
BA Physics	1
BA Political Science	1
BA Political Science (American Govt)	1
BA Political Science (Intl and Mlty Affairs)	11
BA Political Science (Law and Legal Studies)	2
BA Psychology	4
BS Biology	2
BS Chemistry	1
BS Computer Science	14
BS Cyber Operations	9
BS Mathematics	2
BS Physics	1
BSBA Accounting	2
BSBA Finance	6
BSBA Management	1
BSBA Marketing & Business Dev	2
BSBA Supply Chain Management	2
BSCMPE Computer Engineering	2
BSEE Electrical Engineering	2
Overall - Total	129

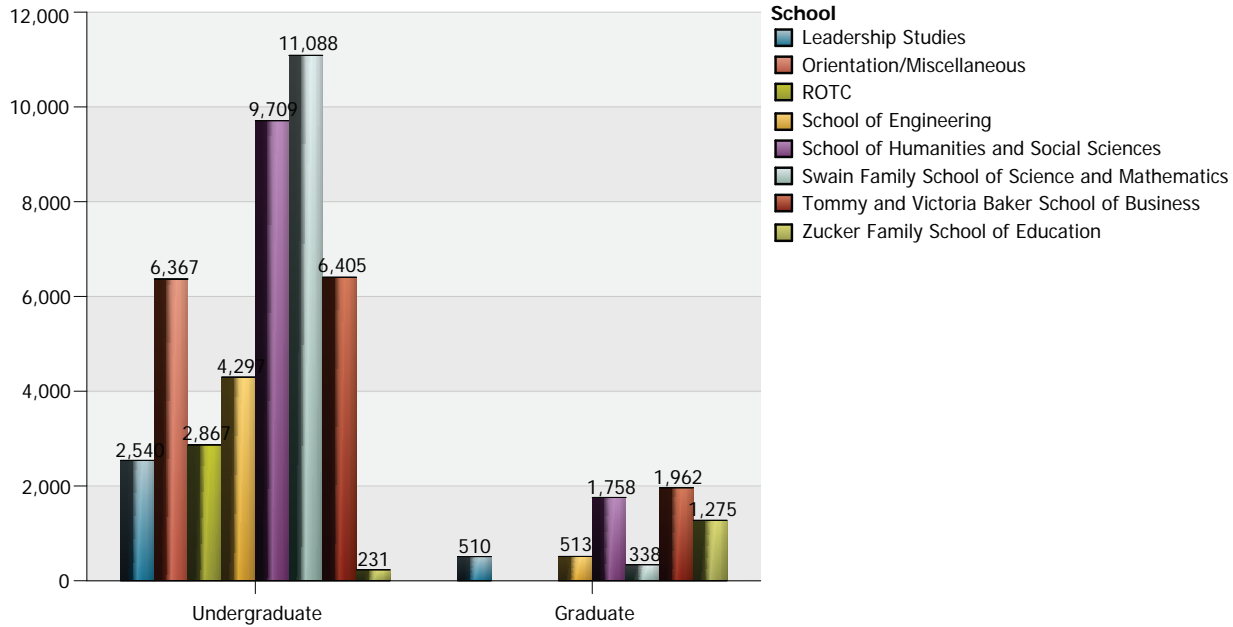
The Citadel: Credit Hours and Full-time Equivalency (FTE) Data by Student Type



	Credit Hours	FTE
Active Duty Students	455	37.92
Cadets	38,823	3,235.25
College Transfer Program Students	2,419	201.58
Day Students	9	0.75
Exchange Students	12	1.00
Fifth Year Day Students	293	24.42
Graduate Students	6,245	693.89
Off Campus Students Enrolled in Citadel Courses	189	15.75
Transient Students	61	5.08
Veteran Students (Day)	1,124	93.67
Total	49,630	4,309.31

* Off campus students include students studying abroad, studying away in the US, and those serving an internship.

The Citadel: Credit Hours by Department



Department and Subject Area		1 Lower Division	2 Upper Division	3 Graduate	Total
Accounting and Finance	Accounting	747	225	174	1,146
	Finance, General		738	204	942
	Total of Department	747	963	378	2,088
Aerospace Studies	Air Force ROTC	479	102		581
	Total of Department	479	102		581
Biology	Biology and Biological Science	1,496	296		1,792
	Total of Department	1,496	296		1,792
Chemistry	Chemistry	1,159	195		1,354
	Total of Department	1,159	195		1,354
Civil and Environmental Engineering	Civil Engineering	323	1,046	105	1,474
	Construction Engineering	48	402		450
	Total of Department	371	1,448	105	1,924
Criminal Justice	Computer & Information Systems		30		30
	Crim Just and Law Enf Admin	534	555	81	1,170
	English Language and Lit		48		48
	Homeland Security		147		147
	Sociology	54			54
	Total of Department	588	780	81	1,449
Cyber and Computer Sciences	Computer and Info Sciences	548	711	159	1,418
	Total of Department	548	711	159	1,418
Electrical and Computer Engineering	Electrical & Electronics Eng	42	734	30	806
	Total of Department	42	734	30	806
Engineering Leadership and Program Management	Engineering and Industrial Mgt			105	105
	Project Management		36	222	258

The Citadel: Credit Hours by Department

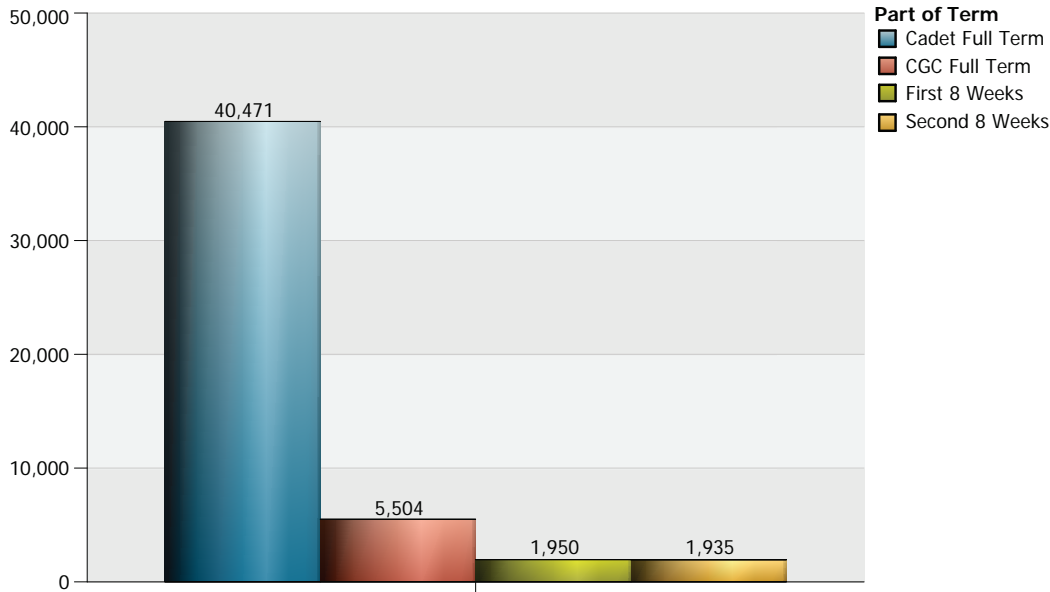
Department and Subject Area		1 Lower Division	2 Upper Division	3 Graduate	Total
Engineering Leadership and Program Management	Total of Department		36	327	363
English, Fine Arts and Communications	Communication, General	786	3		789
	English Language and Lit	45	84	51	180
	Film/Cinema Studies		69		69
	Fine Arts & Art Studies, Other	186	669		855
	Philosophy	36	9		45
	Total of Department	1,053	834	51	1,938
General Education	Behavioral Sciences		933		933
	Liberal Arts and Sciences	2,556			2,556
	Multi-Interdiscip Studies		39		39
	Multi/Interdisciplinary Stud		216		216
	Multi/Interdisciplinary, Other		1,626		1,626
	Natural Sciences		882		882
	Total of Department	2,556	3,696		6,252
Health and Human Performance	Gerontology		32		32
	Kinesiology and Exer Science	1,246	409	177	1,832
	Phys Ed Teaching and Coaching	222	540	2	764
	Total of Department	1,468	981	179	2,628
History	European History	72			72
	History	183	690		873
	Military History			243	243
	Total of Department	255	690	243	1,188
Honors	Biology and Biological Science		3		3
	Mathematics	44			44
	Multi-Interdiscip Studies		6		6
	Total of Department	44	9		53
Intelligence and Security Studies	Homeland Security	33			33
	Intelligence, General	357	1,044	294	1,695
	Total of Department	390	1,044	294	1,728
Leadership Studies	Liberal Arts and Sciences	1,457	12		1,469
	Organizational Leadership		1,071	510	1,581
	Total of Department	1,457	1,083	510	3,050
Management and Entrepreneurship	Business Admin & Mgmt, General	1,122	1,455	1,035	3,612
	Entrepreneurship/Entre Studies		240	165	405
	Total of Department	1,122	1,695	1,200	4,017
Marketing, Supply Chain Management and Economics	Business/Managerial Economics	483	90		573
	Logistics, Materials, and Supp		552	174	726

The Citadel: Credit Hours by Department

Department and Subject Area		1 Lower Division	2 Upper Division	3 Graduate	Total
Marketing, Supply Chain Management and Economics	Marketing/Marketing Mgmt, Gen		723	210	933
	Total of Department	483	1,365	384	2,232
Mathematical Sciences	Mathematics	2,762	177		2,939
	Total of Department	2,762	177		2,939
Mechanical Engineering	Mechanical Engineering	132	1,170	51	1,353
	Total of Department	132	1,170	51	1,353
Military Science	Army ROTC	808	885		1,693
	Total of Department	808	885		1,693
Modern Languages, Literatures and Cultures	Chinese Language and Lit	111	36		147
	Film/Cinema Studies		42		42
	French Language and Lit	228	33		261
	German Language and Lit	294	39		333
	Liberal Arts and Sciences		33		33
	Spanish Language and Lit	1,299	168		1,467
	Total of Department	1,932	351		2,283
Naval Science	Navy and Marine Corps ROTC	381	212		593
	Total of Department	381	212		593
Orientation/Miscellaneous	Liberal Arts and Sciences	62			62
	Total of Department	62			62
Physics	Astronomy	212			212
	Physics	565	109		674
	Total of Department	777	109		886
Political Science	Political Sci and Government	297	889	126	1,312
	Total of Department	297	889	126	1,312
Psychology	Psychology	300	306	963	1,569
	Total of Department	300	306	963	1,569
School of Engineering	Civil Engineering	364			364
	Total of Department	364			364
Swain Family Department of Nursing	Registered Nursing/Reg Nurse	45	364		409
	Total of Department	45	364		409
Tommy and Victoria Baker School of Business	Business Admin & Mgmt, General	30			30
	Total of Department	30			30
Zucker Family School of Education	Educational/Instructional Tech			57	57
	Higher Education			42	42
	Secondary Ed and Teaching	114	117	1,095	1,326
	STEM Education			81	81
	Total of Department	114	117	1,275	1,506
Total Overall		22,262	21,242	6,356	49,860

* Data includes consortium hours.

The Citadel: Credit Hours by Part of Term

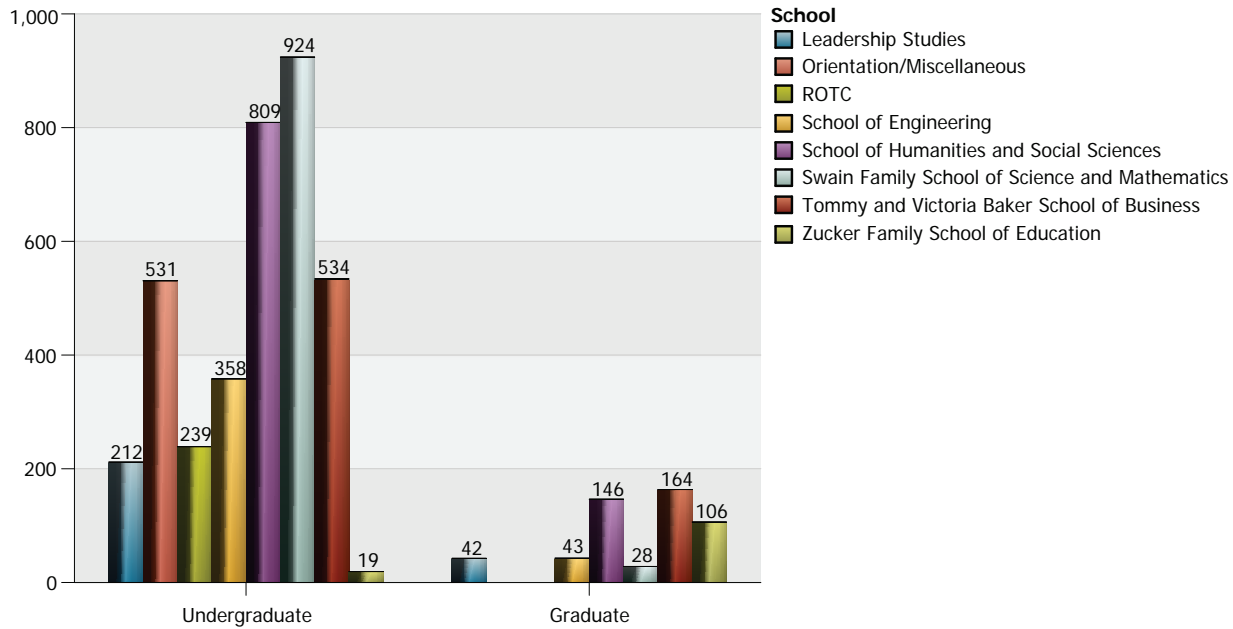


Part of Term		1 Undergraduate	2 Graduate	Total
Cadet Full Term	Accounting and Finance	1,518		1,518
	Aerospace Studies	581		581
	Associate VP Academic Affairs	7,230		7,230
	Biology	1,792		1,792
	Chemistry	1,354		1,354
	Criminal Justice	1,029		1,029
	Cyber and Computer Sciences	1,259		1,259
	Davis Civil, Env & Constn Eng	1,427		1,427
	Elect and Computer Engineering	458		458
	Engineer Leadrshp and Prg Mgmt	36		36
	English	1,887		1,887
	Health and Human Performance	2,301		2,301
	History	945		945
	Intelligence and Security Stud	1,200		1,200
	Leadership	1,083		1,083
	Management & Entrepreneurship	2,238		2,238
	Marketing Supply Chain & Econo	1,602		1,602
	Mathematical Sciences	2,941		2,941
	Mechanical Engineering	1,170		1,170
	Military Science	1,693		1,693
	Misc Courses and Majors	9		9
	Modern Language Lit and Cult	2,283		2,283
	Naval Science	593		593
	Nursing	105		105
	Orientation/Leadership	479		479
	Physics	886		886
Political Science	1,177		1,177	

The Citadel: Credit Hours by Part of Term

Part of Term		1 Undergraduate	2 Graduate	Total
Cadet Full Term	Psychology	603		603
	School of Education	228		228
	School of Engineering	364		364
	Total of Part of Term	40,471		40,471
CGC Full Term	Criminal Justice	339	81	420
	Cyber and Computer Sciences		159	159
	Davis Civil, Env & Constn Eng	377	105	482
	Elect and Computer Engineering	318	30	348
	Engineer Leadrshp and Prg Mgmt		333	333
	English		51	51
	Health and Human Performance	21	138	159
	Health Exercise Sport Science		2	2
	History		243	243
	Intelligence and Security Stud	234	294	528
	Leadership		15	15
	Mathematical Sciences	42		42
	Mechanical Engineering	132	45	177
	Nursing	304		304
	Political Science	9	126	135
	Psychology		948	948
	School of Education	3	1,155	1,158
	Total of Part of Term	1,779	3,725	5,504
First 8 Weeks	Accounting and Finance	117	174	291
	Health and Human Performance	31	24	55
	Leadership		264	264
	Management & Entrepreneurship	267	348	615
	Marketing Supply Chain & Econo	159	204	363
	Misc Courses and Majors	35		35
	Psychology	3	15	18
	School of Business		249	249
	School of Education		60	60
	Total of Part of Term	612	1,338	1,950
Second 8 Weeks	Accounting and Finance	75	204	279
	Davis Civil, Env & Constn Eng	15		15
	Health and Human Performance	96	15	111
	Leadership		231	231
	Management & Entrepreneurship	312	378	690
	Marketing Supply Chain & Econo	117	180	297
	Misc Courses and Majors	27		27
	School of Business		225	225
	School of Education		60	60
	Total of Part of Term	642	1,293	1,935
Total Overall	43,504	6,356	49,860	

The Citadel: Full-time Equivalency (FTE) Data by Department



Department and Subject Area		1 Lower Division	2 Upper Division	3 Graduate	Total
Accounting and Finance	Accounting	62.25	18.75	19.33	100.33
	Finance, General		61.50	22.67	84.17
	Total of Department	62.25	80.25	42.00	184.50
Aerospace Studies	Air Force ROTC	39.92	8.50		48.42
	Total of Department	39.92	8.50		48.42
Biology	Biology and Biological Science	124.67	24.67		149.33
	Total of Department	124.67	24.67		149.33
Chemistry	Chemistry	96.58	16.25		112.83
	Total of Department	96.58	16.25		112.83
Civil and Environmental Engineering	Civil Engineering	26.92	87.17	11.67	125.75
	Construction Engineering	4.00	33.50		37.50
	Total of Department	30.92	120.67	11.67	163.25
Criminal Justice	Computer & Information Systems		2.50		2.50
	Crim Just and Law Enf Admin	44.50	46.25	9.00	99.75
	English Language and Lit		4.00		4.00
	Homeland Security		12.25		12.25
	Sociology	4.50			4.50
	Total of Department	49.00	65.00	9.00	123.00
Cyber and Computer Sciences	Computer and Info Sciences	45.67	59.25	17.67	122.58
	Total of Department	45.67	59.25	17.67	122.58
Electrical and Computer Engineering	Electrical & Electronics Eng	3.50	61.17	3.33	68.00
	Total of Department	3.50	61.17	3.33	68.00
Engineering Leadership and Program Management	Engineering and Industrial Mgt			11.67	11.67
	Project Management		3.00	24.67	27.67

The Citadel: Full-time Equivalency (FTE) Data by Department

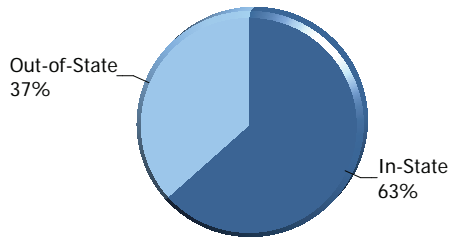
Department and Subject Area		1 Lower Division	2 Upper Division	3 Graduate	Total
Engineering Leadership and Program Management	Total of Department		3.00	36.33	39.33
English, Fine Arts and Communications	Communication, General	65.50	0.25		65.75
	English Language and Lit	3.75	7.00	5.67	16.42
	Film/Cinema Studies		5.75		5.75
	Fine Arts & Art Studies, Other	15.50	55.75		71.25
	Philosophy	3.00	0.75		3.75
	Total of Department	87.75	69.50	5.67	162.92
General Education	Behavioral Sciences		77.75		77.75
	Liberal Arts and Sciences	213.00			213.00
	Multi-Interdiscip Studies		3.25		3.25
	Multi/Interdisciplinary Stud		18.00		18.00
	Multi/Interdisciplinary, Other		135.50		135.50
	Total of Department	213.00	308.00		521.00
Health and Human Performance	Gerontology		2.67		2.67
	Kinesiology and Exer Science	103.83	34.08	19.67	157.58
	Phys Ed Teaching and Coaching	18.50	45.00	0.22	63.72
	Total of Department	122.33	81.75	19.89	223.97
History	European History	6.00			6.00
	History	15.25	57.50		72.75
	Military History			27.00	27.00
	Total of Department	21.25	57.50	27.00	105.75
Honors	Biology and Biological Science		0.25		0.25
	Mathematics	3.67			3.67
	Multi-Interdiscip Studies		0.50		0.50
	Total of Department	3.67	0.75		4.42
Intelligence and Security Studies	Homeland Security	2.75			2.75
	Intelligence, General	29.75	87.00	32.67	149.42
	Total of Department	32.50	87.00	32.67	152.17
Leadership Studies	Liberal Arts and Sciences	121.42	1.00		122.42
	Organizational Leadership		89.25	56.67	145.92
	Total of Department	121.42	90.25	56.67	268.33
Management and Entrepreneurship	Business Admin & Mgmt, General	93.50	121.25	115.00	329.75
	Entrepreneurship/Entre Studies		20.00	18.33	38.33
	Total of Department	93.50	141.25	133.33	368.08
Marketing, Supply Chain Management and Economics	Business/Managerial Economics	40.25	7.50		47.75
	Logistics, Materials, and Supp		46.00	19.33	65.33

The Citadel: Full-time Equivalency (FTE) Data by Department

Department and Subject Area		1 Lower Division	2 Upper Division	3 Graduate	Total
Marketing, Supply Chain Management and Economics	Marketing/Marketing Mgmt, Gen		60.25	23.33	83.58
	Total of Department	40.25	113.75	42.67	196.67
Mathematical Sciences	Mathematics	230.17	14.75		244.92
	Total of Department	230.17	14.75		244.92
Mechanical Engineering	Mechanical Engineering	11.00	97.50	5.67	114.17
	Total of Department	11.00	97.50	5.67	114.17
Military Science	Army ROTC	67.33	73.75		141.08
	Total of Department	67.33	73.75		141.08
Modern Languages, Literatures and Cultures	Chinese Language and Lit	9.25	3.00		12.25
	Film/Cinema Studies		3.50		3.50
	French Language and Lit	19.00	2.75		21.75
	German Language and Lit	24.50	3.25		27.75
	Liberal Arts and Sciences		2.75		2.75
	Total of Department	108.25	14.00		122.25
Naval Science	Navy and Marine Corps ROTC	31.75	17.67		49.42
	Total of Department	31.75	17.67		49.42
Orientation/Miscellaneous	Liberal Arts and Sciences	5.17			5.17
	Total of Department	5.17			5.17
Physics	Astronomy	17.67			17.67
	Physics	47.08	9.08		56.17
	Total of Department	64.75	9.08		73.83
Political Science	Political Sci and Government	24.75	74.08	14.00	112.83
	Total of Department	24.75	74.08	14.00	112.83
Psychology	Psychology	25.00	25.50	107.00	157.50
	Total of Department	25.00	25.50	107.00	157.50
School of Engineering	Civil Engineering	30.33			30.33
	Total of Department	30.33			30.33
Swain Family Department of Nursing	Registered Nursing/Reg Nurse	3.75	30.33		34.08
	Total of Department	3.75	30.33		34.08
Tommy and Victoria Baker School of Business	Business Admin & Mgmt, General	2.50			2.50
	Total of Department	2.50			2.50
Zucker Family School of Education	Educational/Instructional Tech			6.33	6.33
	Higher Education			4.67	4.67
	Secondary Ed and Teaching	9.50	9.75	121.67	140.92
	STEM Education			9.00	9.00
	Total of Department	9.50	9.75	141.67	160.92
Total Overall		1,855.17	1,770.17	706.22	4,331.56

* Data includes consortium hours.

South Carolina Corps of Cadets: Enrollment by Residency

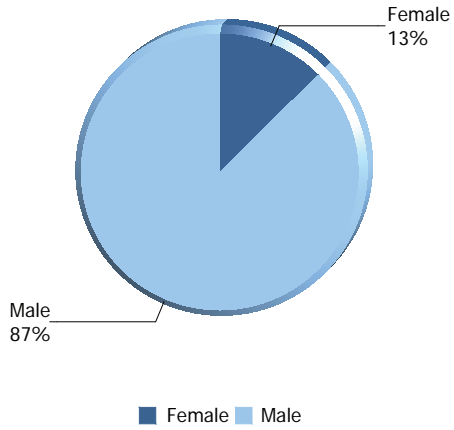


CHE Residency Classification for Fee Purposes	In-State	Out-of-State	Total
1st Year Cadet	413	270	683
2nd Year Cadet	375	210	585
3rd Year Cadet	363	213	576
4th Year Cadet	299	146	445
5th Year Cadet	7	1	8
Total of Residency	1457	840	2297

■ In-State ■ Out-of-State

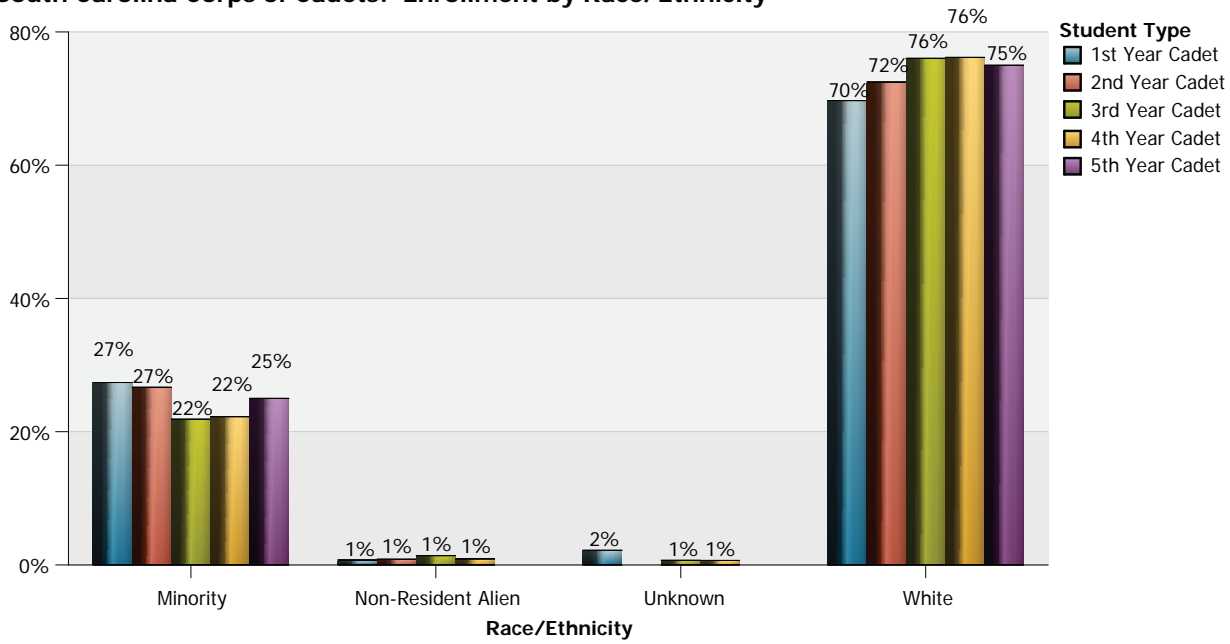
CHE Residency Classification for Fee Purposes			
1st Year Cadet	In-State	(I) Resident Exception: Covered Individuals Receiving Veterans GI Bill Chapter 30 and 33 Education Benefits	38
		SC Resident	375
	Out-of-State	Non SC Resident	270
	Total		683
2nd Year Cadet	In-State	(D) Resident Exception: Retired Persons and their Dependents	1
		(F) Resident Exception: Scholarships Approved by Boards of Trustees	19
		(I) Resident Exception: Covered Individuals Receiving Veterans GI Bill Chapter 30 and 33 Education Benefits	37
		SC Resident	318
	Out-of-State	Non SC Resident	210
	Total		585
3rd Year Cadet	In-State	(A) Resident Exception: Military Personnel and their Dependents	1
		(F) Resident Exception: Scholarships Approved by Boards of Trustees	19
		(I) Resident Exception: Covered Individuals Receiving Veterans GI Bill Chapter 30 and 33 Education Benefits	39
		SC Resident	304
	Out-of-State	Non SC Resident	213
	Total		576
4th Year Cadet	In-State	(A) Resident Exception: Military Personnel and their Dependents	2
		(C) Resident Exception: Full-time Employee and their Dependents	3
		(D) Resident Exception: Retired Persons and their Dependents	2
		(F) Resident Exception: Scholarships Approved by Boards of Trustees	18
		(I) Resident Exception: Covered Individuals Receiving Veterans GI Bill Chapter 30 and 33 Education Benefits	21
		SC Resident	253
	Out-of-State	Non SC Resident	146
	Total		445
5th Year Cadet	In-State	(I) Resident Exception: Covered Individuals Receiving Veterans GI Bill Chapter 30 and 33 Education Benefits	1
		SC Resident	6
	Out-of-State	Non SC Resident	1
	Total		8
Total			2297

South Carolina Corps of Cadets: Enrollment by Gender



Gender	Female	Male	Total
1st Year Cadet	74	609	683
2nd Year Cadet	76	509	585
3rd Year Cadet	84	492	576
4th Year Cadet	55	390	445
5th Year Cadet		8	8
Total of Gender	289	2008	2297

South Carolina Corps of Cadets: Enrollment by Race/Ethnicity

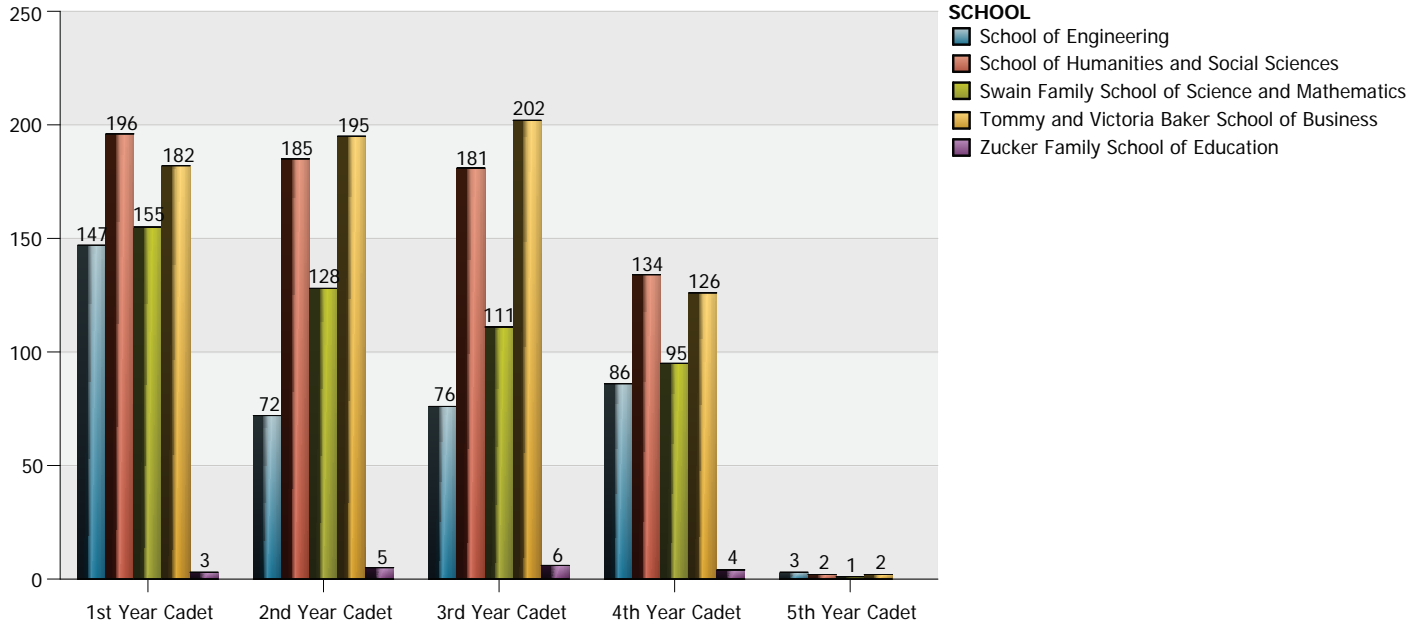


Race/Ethnicity	American Indian or Alaskan Native	Asian	Black or African American	Hispanic	More Than 1 Race	Native Hawaiian or Pacific Islander	Non-Resident Alien	Unknown	White	Total
1st Year Cadet	4	12	71	69	28	3	5	15	476	683
2nd Year Cadet	2	14	42	69	26	3	5		424	585
3rd Year Cadet	1	13	40	44	28		8	4	438	576
4th Year Cadet	2	11	32	36	17	1	4	3	339	445
5th Year Cadet			1			1			6	8
Total of Race/Ethnicity	9	50	186	218	99	8	22	22	1683	2297

South Carolina Corps of Cadets: Enrollment by Academic Classification

Academic Classification	1st Year Cadet	2nd Year Cadet	3rd Year Cadet	4th Year Cadet	5th Year Cadet	Total
1) Freshman	639	46	3			688
2) Sophomore	40	475	58	2		575
3) Junior	2	55	402	21	1	481
4) Senior	2	9	113	422	7	553
Total	683	585	576	445	8	2297

South Carolina Corps of Cadets: Enrollment by Degree Program

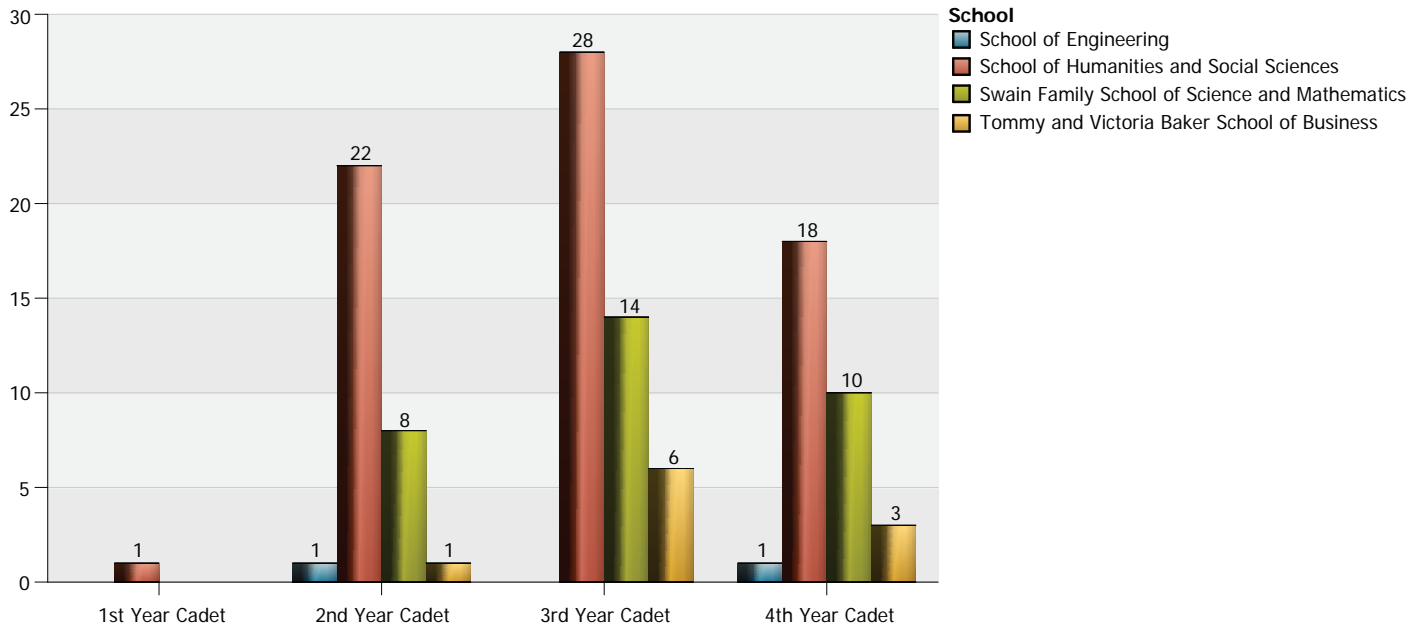


Degree Major (1st Concentration, 2nd Concentration)	1st Year Cadet	2nd Year Cadet	3rd Year Cadet	4th Year Cadet	5th Year Cadet	Total
BA Chemistry	1		3	7		11
BA Criminal Justice	44	37	30	26		137
BA English	2	1	2	2		7
BA History	15	16	11	8		50
BA Intelligence and Security Stu	29	8	10	4	1	52
BA Intelligence and Security Stu (Business Intelligence)	3	2	7	5		17
BA Intelligence and Security Stu (Chinese Area Studies)	1	4	3	1		9
BA Intelligence and Security Stu (Counterterrorism)	12	21	23	17	1	74
BA Intelligence and Security Stu (General Intelligence)	17	18	17	10		62
BA Intelligence and Security Stu (Military Intelligence, Chinese Area Studies)				1		1
BA Intelligence and Security Stu (Military Intelligence)	28	35	35	20		118
BA Modern Language (French)			2	1		3
BA Modern Language (Spanish)		1	2			3
BA Political Science	5	1	1	1		8
BA Political Science (American Govt)	3	5	6	3		17
BA Political Science (Intl and Mlty Affairs)	11	18	9	12		50
BA Political Science (Law and Legal Studies)	11	7	12	10		40
BA Psychology	15	11	11	13		50
BS Biology	31	34	22	17		104
BS Chemistry	5	3	3	3		14
BS Chemistry (Biochemistry)	2	5	3	1		11
BS Computer Science	11	11	8	4	1	35
BS Cyber Operations	23	15	18	17		73
BS Exercise Science	29	25	29	23		106
BS Mathematics	4	8		1		13

South Carolina Corps of Cadets: Enrollment by Degree Program

Degree Major (1st Concentration, 2nd Concentration)	1st Year Cadet	2nd Year Cadet	3rd Year Cadet	4th Year Cadet	5th Year Cadet	Total
BS Physical Education (Physical Education Teaching)	2		1	1		4
BS Physical Education (Pre Physical Educ Teaching)		2	2	2		6
BS Physics	7	6	9	1		23
BS Pre-Secondary Education (Education Social Studies)	2	2		1		5
BS Secondary Education (Education Biology)			1			1
BS Secondary Education (Education Social Studies)	1	3	5	3		12
BS Sport Management	18	10	6	9		43
BSBA Accounting	2	10	17	16		45
BSBA Business Administration				1	1	2
BSBA Finance	51	49	43	26		169
BSBA Management	56	42	50	32	1	181
BSBA Marketing & Business Dev	60	46	52	26		184
BSBA Supply Chain Management	13	48	40	25		126
BSCE Civil Engineering	27	16	18	24	2	87
BSCMPE Computer Engineering	6		1	5		12
BSCONE Construction Engineering	24	13	13	13		63
BSEE Electrical Engineering	24	6	9	5		44
BSME Mechanical Engineering	66	37	35	39	1	178
BSN Nursing	22	9	7	9		47
Total	683	585	576	445	8	2297

South Carolina Corps of Cadets: Enrollment by Secondary Program

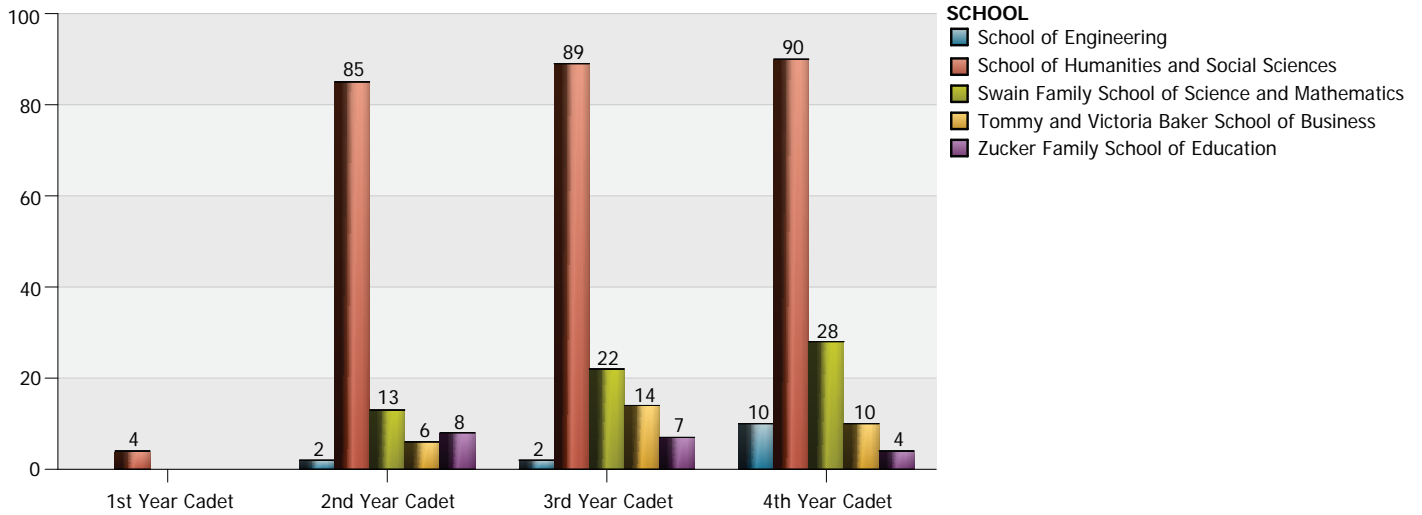


Degree Major (1st Concentration, 2nd Concentration)	1st Year Cadet	2nd Year Cadet	3rd Year Cadet	4th Year Cadet	Total
BA Chemistry		1	2		3
BA Criminal Justice		1	3	2	6
BA English		1	4	1	6
BA History		1	2	1	4
BA Intelligence and Security Stu			1	3	4
BA Intelligence and Security Stu (Counterterrorism)			2		2
BA Intelligence and Security Stu (General Intelligence)		1		1	2
BA Intelligence and Security Stu (Military Intelligence)		1	1		2
BA Modern Language (French)		3	2		5
BA Modern Language (German)			1	1	2
BA Modern Language (Spanish)	1	10	7	3	21
BA Physics				1	1
BA Political Science (Intl and Mlty Affairs)		3	2	4	9
BA Political Science (Law and Legal Studies)			2		2
BA Psychology		1	1	2	4
BS Biology			1	1	2
BS Chemistry		1			1
BS Computer Science		3	5	5	13
BS Cyber Operations		3	4	2	9
BS Mathematics			2		2
BS Physics				1	1
BSBA Accounting			1	1	2
BSBA Finance		1	2	1	4
BSBA Management				1	1
BSBA Marketing & Business Dev			1		1
BSBA Supply Chain Management			2		2

South Carolina Corps of Cadets: Enrollment by Secondary Program

Degree Major (1st Concentration, 2nd Concentration)	1st Year Cadet	2nd Year Cadet	3rd Year Cadet	4th Year Cadet	Total
BSEE Electrical Engineering		1		1	2
Total	1	32	48	32	113

South Carolina Corps of Cadets: Enrollment by Minor



Minor	1st Year Cadet	2nd Year Cadet	3rd Year Cadet	4th Year Cadet	Total of Minor
Applied Physics			2		2
Biology		3	1	1	5
Business Administration		1	4	6	11
Chemistry		2	2	2	6
Chinese		5	9	9	23
Computer Science				2	2
Construction Engineering		1	2	10	13
Criminal Justice		1	5	3	9
Criminal Justice International		1		1	2
Cyber Interdisciplinary Stud				2	2
Cybersecurity		3	4	3	10
Data Science		2	3	8	13
East Asian Studies		1	1		2
Economics		5	10	4	19
Education		8	7	4	19
English		2	1		3
Fine Arts		23	27	40	90
French		3	3		6
German	2	8	6	2	18
Health Education			1		1
Intelligence and Homeland Secu		5	1	9	15
Intelligence and Security Stu		1	1		2
Leadership Studies		1	5	3	9
Mathematics Applied			2		2
Mathematics Applied Stats		1	4	7	12
Mech Eng Mechatronics Track		1			1
Molecular Biol and Biochm Biol		1		1	2
Molecular Biol and Biochm Chem			1		1
Philosophy			4		4
Poli Sci Amer Politics Democ			1		1

South Carolina Corps of Cadets: Enrollment by Minor

Minor	1st Year Cadet	2nd Year Cadet	3rd Year Cadet	4th Year Cadet	Total of Minor
Poli Sci Intl and Mlty Affairs			1	2	3
Poli Sci Law and Legal Studies		2		2	4
Psychology		1	5	8	14
Southern Studies				1	1
Spanish	2	30	14	9	55
Sport Coaching		1		1	2
Sport Management			2		2
Sustainability and Environ Stu				1	1
War Studies		1	5	1	7
Total	4	114	134	142	394

South Carolina Corps of Cadets: Enrollment by State at Time of Admission

State	1st Year Cadet	2nd Year Cadet	3rd Year Cadet	4th Year Cadet	5th Year Cadet	Total of State
Alabama	3	4	4	5		16
Alaska	2					2
Arizona	3	5	1	2		11
Arkansas	3		1	1		5
California	8	7	11	9	1	36
Colorado	5	1	7	3		16
Connecticut	4	4	3	3		14
Delaware	5	2	3	2		12
Florida	39	30	25	12		106
Georgia	42	34	29	24		129
Guam		1	1			2
Hawaii	1			2		3
Idaho				1		1
Illinois	7	8	7	2		24
Indiana	10	3	6	3		22
Iowa	1	2		2		5
Kansas	1		6			7
Kentucky	3	2	6	5		16
Louisiana	1		2	3		6
Maine	1		2			3
Maryland	18	12	8	6		44
Massachusetts	2	2	2	4		10
Michigan	4	1	4	2		11
Military Europe		2	1			3
Military Pacific	1	3				4
Minnesota			1			1
Mississippi	1	1	2			4
Missouri	1	4	3			8
Montana			3			3
Nebraska	1			1		2
Nevada	1	1				2
New Hampshire	2	3		3		8
New Jersey	13	10	14	3		40
New Mexico	1					1
New York	11	6	13	15		45
North Carolina	41	35	38	26	1	141
North Dakota	1					1
Ohio	3	6	8	8		25
Oklahoma	1			1		2
Oregon	1	2	1			4
Pennsylvania	8	11	11	13		43
Puerto Rico	1					1
Rhode Island	1	1	1			3
South Carolina	372	313	297	242	6	1230

South Carolina Corps of Cadets: Enrollment by State at Time of Admission

State	1st Year Cadet	2nd Year Cadet	3rd Year Cadet	4th Year Cadet	5th Year Cadet	Total of State
South Dakota		1				1
Tennessee	4	9	9	5		27
Texas	17	26	19	7		69
Unknown	7	7	17	14		45
Utah	1					1
Virginia	23	20	9	11		63
Washington	4	4	1	4		13
West Virginia	2	1				3
Wisconsin	1	1		1		3
Total	683	585	576	445	8	2297

South Carolina Corps of Cadets: Enrollment by South Carolina County at Time of Admission

SC County	1st Year Cadet	2nd Year Cadet	3rd Year Cadet	4th Year Cadet	5th Year Cadet	Total of County
Abbeville		1		1		2
Aiken	6	11	4	3		24
Anderson	11	9	9	9		38
Bamberg	1			1		2
Barnwell	1					1
Beaufort	24	19	16	8		67
Berkeley	32	26	22	18		98
Calhoun	2	2				4
Charleston	52	52	47	33	1	185
Cherokee			2	2		4
Chester		1	1			2
Chesterfield	2	1		1		4
Clarendon	1	1	2	1		5
Colleton	4	1	3			8
Darlington	8	6	1	3		18
Dillon			2	1		3
Dorchester	21	13	11	14		59
Edgefield	2	2				4
Fairfield	1	2	3	1		7
Florence	13	9	6	12		40
Georgetown	3	4	2	3		12
Greenville	49	34	28	27		138
Greenwood	3	4	1	2		10
Hampton		1	1			2
Horry	13	8	13	8	2	44
Jasper	1					1
Kershaw	4	4	4	1		13
Lancaster	2		2			4
Laurens	1		1	1		3
Lee		2	1			3
Lexington	30	17	27	20	1	95
Marion	2	2	1	1		6
Marlboro			1			1
Newberry	5	1	6	1		13
Oconee	1		1	2		4
Orangeburg	7	6	4	4		21
Pickens	1	6	3	6		16
Richland	30	29	31	20	2	112
Saluda		1				1
Spartanburg	11	7	7	17		42
Sumter	9	12	9	2		32
Union			1	1		2
Unknown	1					1
Williamsburg	2	2	3			7

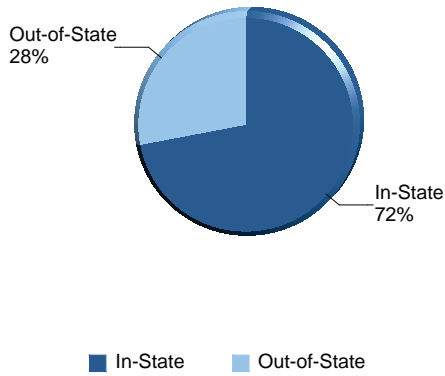
South Carolina Corps of Cadets: Enrollment by South Carolina County at Time of Admission

SC County	1st Year Cadet	2nd Year Cadet	3rd Year Cadet	4th Year Cadet	5th Year Cadet	Total of County
York	16	17	21	18		72
Total	372	313	297	242	6	1230

South Carolina Corps of Cadets: Enrollment by Country of Citizenship for International Students

Country	1st Year Cadet	2nd Year Cadet	3rd Year Cadet	4th Year Cadet	Total of Country
AFGHANISTAN				1	1
BAHRAIN		1			1
CHINA			1		1
MEXICO	1				1
QATAR			1		1
SIERRA LEONE			1		1
SOUTH KOREA		1			1
TAIWAN	3	2	3	3	11
THAILAND	1				1
UKRAINE		1	2		3
Total	5	5	8	4	22

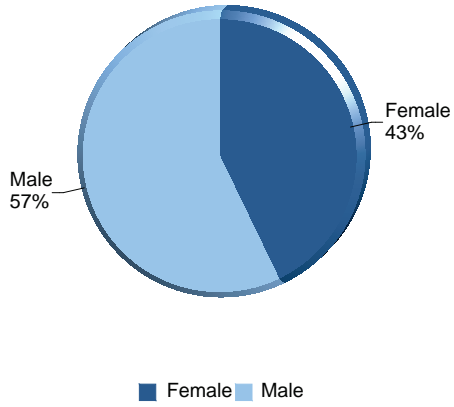
The Citadel Graduate College: Enrollment by Residency



CHE Residency Classification for Fee Purposes		In-State	Out-of-State	Total
Undergraduate	College Transfer Program Student	118	6	124
	Online Undergraduate Student	65	37	102
	Senior Citizen Online Undergra	2		2
	Senior Citizen Undergrad	2		2
	Total of Student Type	187	43	230
Graduate	Graduate Student	311	37	348
	Online Graduate Student	411	279	690
	Senior Citizen Graduate	3	1	4
	Senior Citizen Online Graduate	14		14
	Total of Student Type	739	317	1056
Total of Residency		926	360	1286

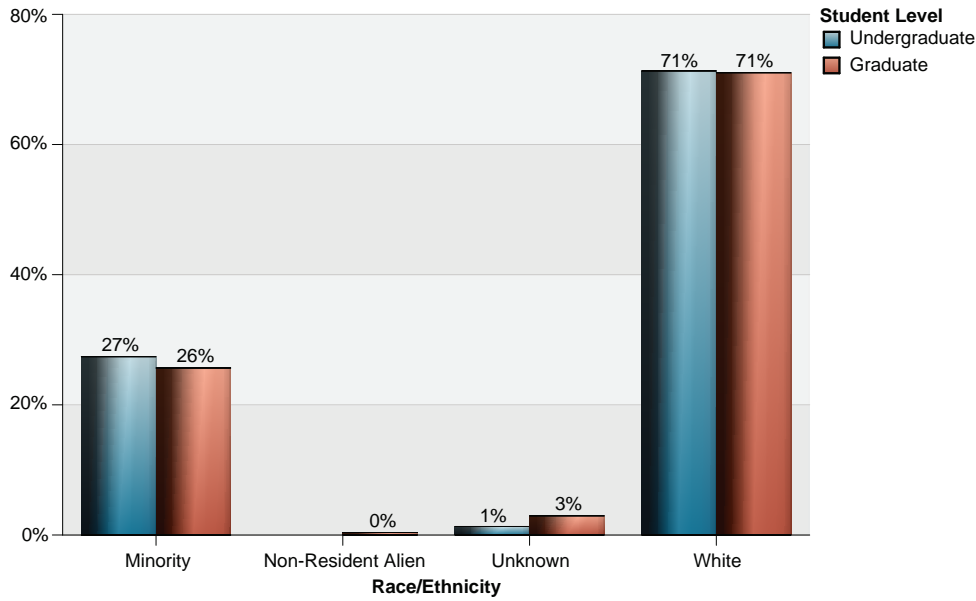
CHE Residency Classification for Fee Purposes			
College Transfer Program Students	In-State	(I) Resident Exception: Covered Individuals Receiving Veterans GI Bill Chapter 30 and 33 Education Benefits	8
		SC Resident	179
	Out-of-State	Non SC Resident	43
	Total		
Graduate Students	In-State	(A) Resident Exception: Military Personnel and their Dependents	1
		(F) Resident Exception: Scholarships Approved by Boards of Trustees	3
		(I) Resident Exception: Covered Individuals Receiving Veterans GI Bill Chapter 30 and 33 Education Benefits	14
		SC Resident	721
	Out-of-State	Non SC Resident	317
Total			1056
Total			1286

The Citadel Graduate College: Enrollment by Gender



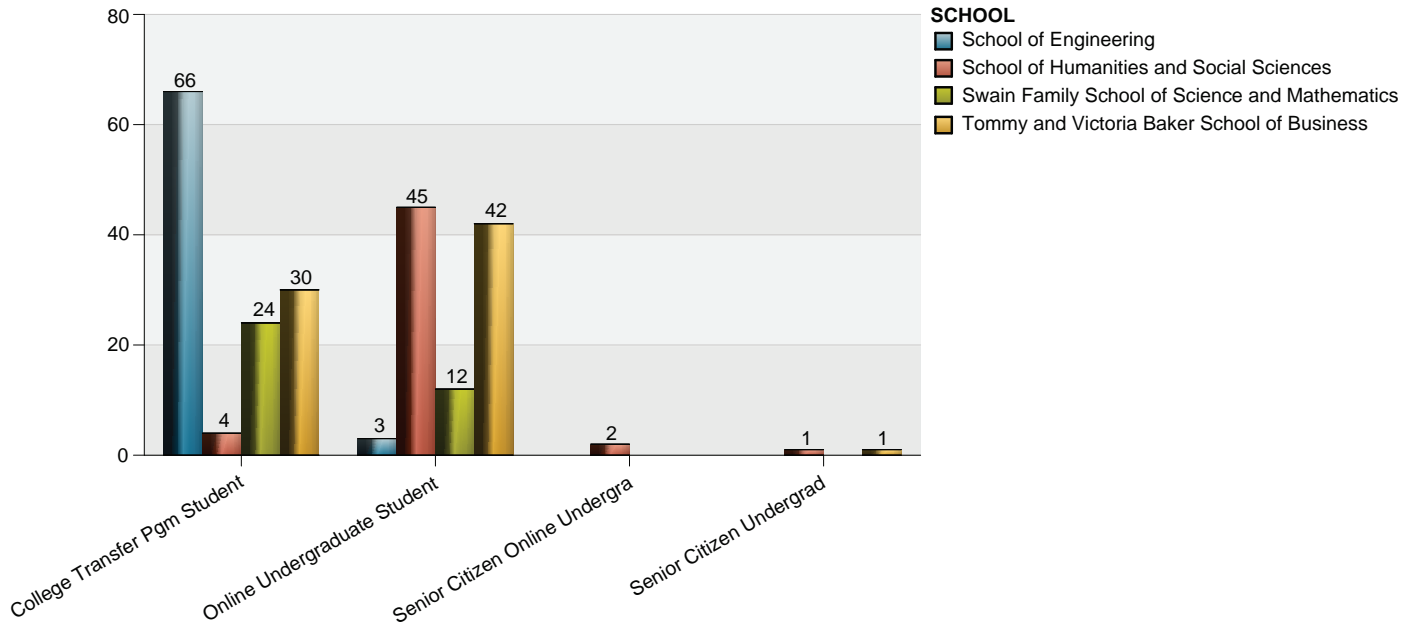
Gender		Female	Male	Total
Undergraduate	College Transfer Program Student	35	89	124
	Online Undergraduate Student	27	75	102
	Senior Citizen Online Undergra		2	2
	Senior Citizen Undergrad	1	1	2
	Total of Student Type	63	167	230
Graduate	Graduate Student	211	137	348
	Online Graduate Student	270	420	690
	Senior Citizen Graduate	1	3	4
	Senior Citizen Online Graduate	6	8	14
	Total of Student Type	488	568	1056
Total of Gender		551	735	1286

The Citadel Graduate College: Enrollment by Race/Ethnicity



Race/Ethnicity		American Indian or Alaskan Native	Asian	Black or African American	Hispanic	More Than 1 Race	Native Hawaiian or Pacific Islander	Non-Resident Alien	Unknown	White	Total
Undergraduate	College Transfer Program Student		2	18	11	6			1	86	124
	Online Undergraduate Student		1	6	16	2			2	75	102
	Senior Citizen Online Undergra				1					1	2
	Senior Citizen Undergrad									2	2
	Total of Student Type		3	24	28	8			3	164	230
Graduate	Graduate Student		6	50	31	14	2	2	6	237	348
	Online Graduate Student	3	22	77	42	19	3	2	24	498	690
	Senior Citizen Graduate			1						3	4
	Senior Citizen Online Graduate				1				1	12	14
	Total of Student Type	3	28	128	74	33	5	4	31	750	1056
Total of Race/Ethnicity		3	31	152	102	41	5	4	34	914	1286

**The Citadel Graduate College: Enrollment by Degree Program
 Undergraduate Students**



Degree Major (1st Concentration, 2nd Concentration)	College Transfer Program Student	Online Undergraduate Student	Senior Citizen Online Undergra	Senior Citizen Undergrad	Total
BA Criminal Justice	1	21	1	1	24
BA Intelligence and Security Stu	1				1
BA Intelligence and Security Stu (General Intelligence)		24	1		25
BA Political Science	2				2
BS Strength and Conditioning	1	12			13
BSBA Business Administration	30	42		1	73
BSCE Civil Engineering	20	1			21
BSCMPE Computer Engineering	5				5
BSCONE Construction Engineering	2				2
BSEE Electrical Engineering	26	2			28
BSME Mechanical Engineering	13				13
BSN Nursing	23				23
Total	124	102	2	2	230

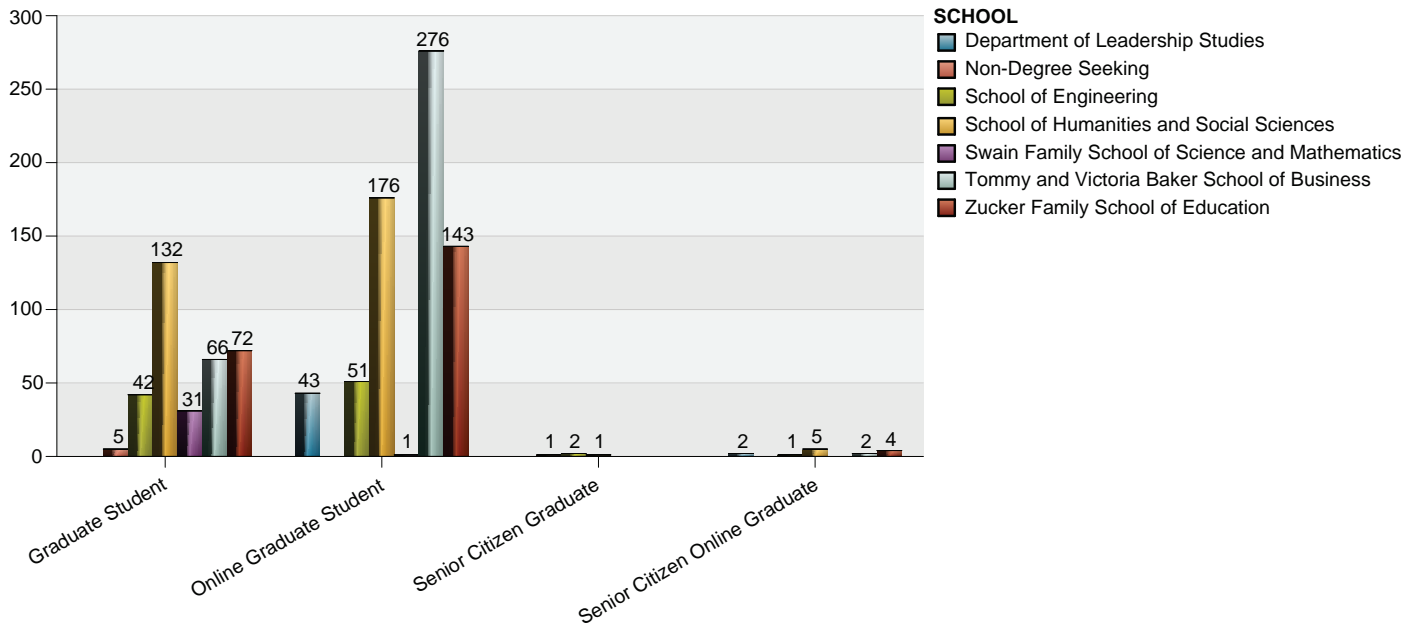
**The Citadel Graduate College: Enrollment by Secondary Program
 Undergraduate Students**

Degree Major (1st Concentration, 2nd Concentration)	Evening Undergrad Student	Online Undergraduate Student	Total
BA Intelligence and Security Stu (General Intelligence)		1	1
BSCMPE Computer Engineering	1		1
Total	1	1	2

**The Citadel Graduate College: Enrollment by Minor
 Undergraduate Students**

Minor	Online Undergraduate Student	Total of Minor
Business Administration	1	1
Construction Engineering	1	1
Total	2	2

The Citadel Graduate College: Enrollment by Degree Program
Graduate Students

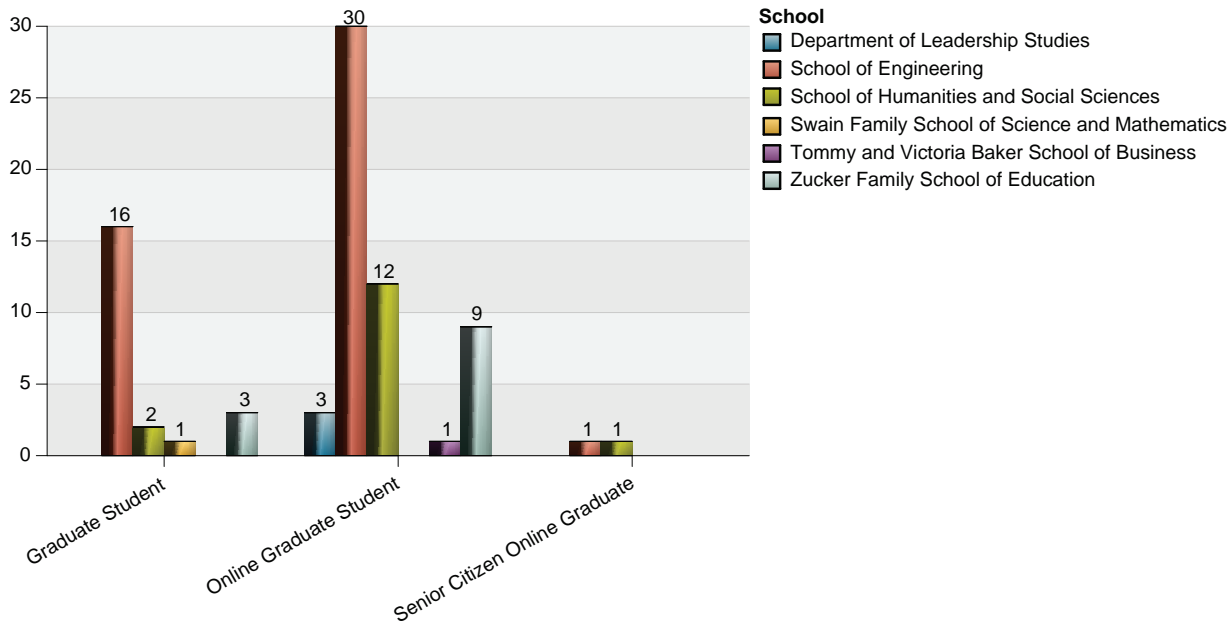


Degree Major (1st Concentration, 2nd Concentration)	Graduate Student	Online Graduate Student	Senior Citizen Graduate	Senior Citizen Online Graduate	Total
CERT Higher Education Leadership		2			2
CERT Intelligence Analysis	1	7			8
CERT Leadership		14			14
CERT Military Leadership		2			2
CERT Student Affairs		2			2
CERT Tech Project Mgmt	1	4			5
EDS Educational Ldrshp School Supt	1	6			7
EDS School Psychology	38				38
MA English	8				8
MA Intelligence and Security Stu		3			3
MA Intelligence and Security Stu (Cybersecurity)		3			3
MA Intelligence and Security Stu (Intelligence General)		39			39
MA Intelligence and Security Stu (Leadership)		26		1	27
MA Military History		59	1	2	62
MA Poli Sci Intl and Mlty Affairs		14			14
MA Psychology (Clinical Counseling)	85				85
MA Social Science		11		2	13
MA Sport Management	10				10
MAT Middle Grades (Mathematics Concentration)	1	4			5
MAT Middle Grades (Science Concentration)		1		1	2
MAT Middle Grades (Social Science Concentration)		1			1
MAT Physical Education	7				7
MAT Secondary Education (Education Biology)		1			1
MAT Secondary Education (Education English)	1				1

The Citadel Graduate College: Enrollment by Degree Program
Graduate Students

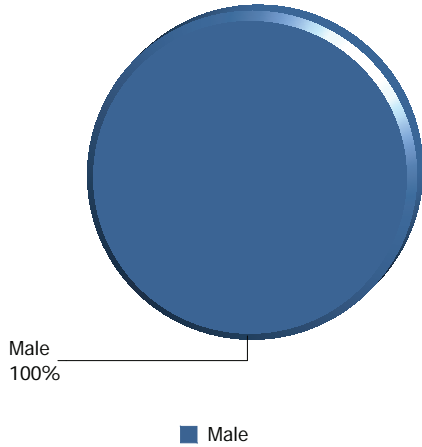
Degree Major (1st Concentration, 2nd Concentration)	Graduate Student	Online Graduate Student	Senior Citizen Graduate	Senior Citizen Online Graduate	Total
MAT Secondary Education (Education Social Studies)	4	1			5
MBA Business Administration	66	276		2	344
MED Counselor Education (Elementary)	8	18			26
MED Counselor Education (Secondary, Elementary)	1				1
MED Counselor Education (Secondary)	6	18			24
MED Educ Ldrshp School Admin (Elementary Administration)	20	10			30
MED Educ Ldrshp School Admin (Secondary Administration)	21	3		1	25
MED Higher Education Leadership		10			10
MED Interdisciplinary STEM Educ		28			28
MED Literacy Education	2	34		1	37
MS Civil Engineering	1	19			20
MS Computer and Informa Sciences	1				1
MS Computer and Informa Sciences (Computer and Informa Sciences)	2				2
MS Computer and Informa Sciences (Cybersecurity)	4				4
MS Computer and Informa Sciences (Software Engineering)	1				1
MS Electrical Engineering	4		1		5
MS Health Exercise Sport Science	9				9
MS Health Exercise Sport Science (Coaching and Ath Performance)	4	1			5
MS Instruct Sys Des & Perf Impro		4		1	5
MS Leadership		41		2	43
MS Mechanical Engineering	12				12
MS Project Management	24	28	1	1	54
NDG Undeclared Graduate	5		1		6
Total	348	690	4	14	1056

**The Citadel Graduate College: Enrollment by Secondary Program
 Graduate Students**



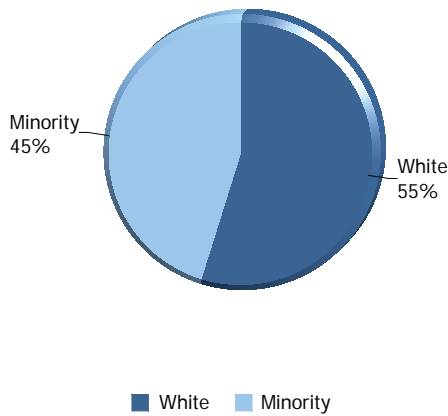
Degree Major (1st Concentration, 2nd Concentration)	Graduate Student	Online Graduate Student	Senior Citizen Online Graduate	Total
CERT Cybersecurity	1			1
CERT Higher Education Leadership		2		2
CERT Intelligence Analysis		2		2
CERT Leadership	2	9	1	12
CERT Literacy Education	2	2		4
CERT Military Leadership		2		2
CERT Structural Engineering		1		1
CERT Student Affairs		5		5
CERT Technical Project Management	14	27	1	42
MA Military History		1		1
MBA Business Administration		1		1
MED Educ Ldrshp School Admin (Secondary Administration)	1			1
MS Civil Engineering		1		1
MS Leadership		1		1
MS Project Management	2	1		3
Total	22	55	2	79

Active Duty Students: Enrollment by Gender



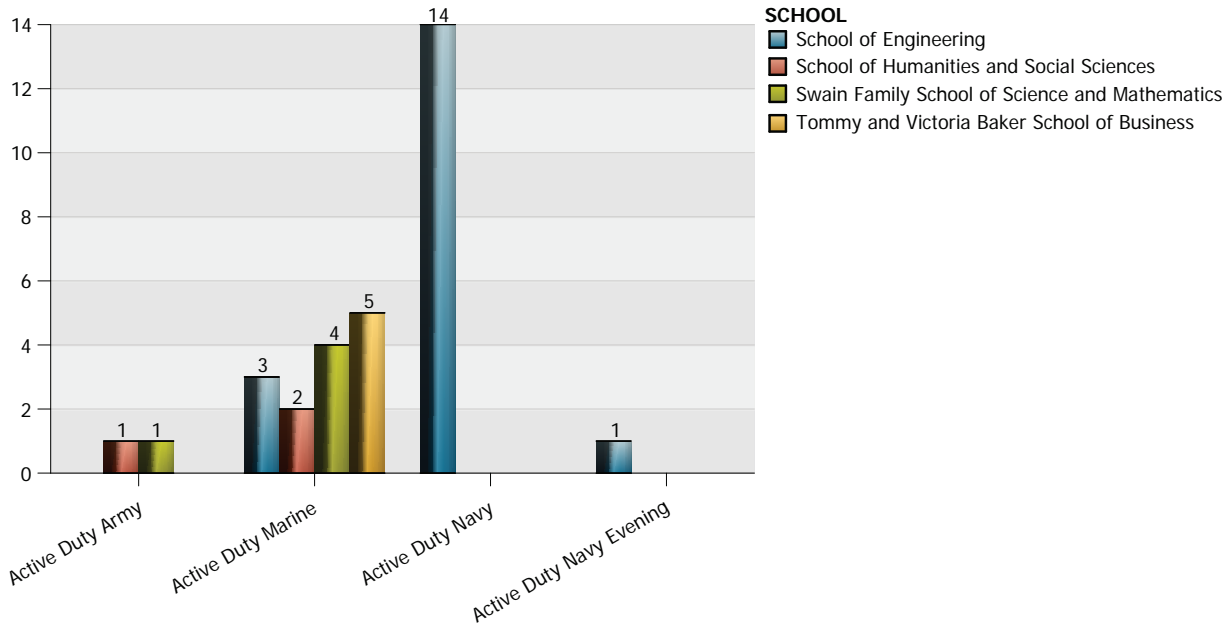
Gender	Male	Total
Active Duty Army	2	2
Active Duty Marine	14	14
Active Duty Navy	14	14
Active Duty Navy Evening	1	1
Total of Gender	31	31

Active Duty Students: Enrollment by Race/Ethnicity



Race/ Ethnicity	American Indian or Alaskan Native	Black or African American	Hispanic	More Than 1 Race	Native Hawaiian or Pacific Islander	White	Total
Active Duty Army		1	1				2
Active Duty Marine		1		3		10	14
Active Duty Navy	1	1	3	2	1	6	14
Active Duty Navy Evening						1	1
Total of Race/ Ethnicity	1	3	4	5	1	17	31

Active Duty Students: Enrollment by Degree Program



Degree Major (1st Concentration, 2nd Concentration)	Active Duty Army	Active Duty Marine	Active Duty Navy	Active Duty Navy Evening	Total
BA Political Science (Intl and Mlty Affairs)	1	1			2
BA Psychology		1			1
BS Cyber Operations		1			1
BS Exercise Science	1	3			4
BSBA Accounting		1			1
BSBA Finance		2			2
BSBA Management		2			2
BSEE Electrical Engineering		1	4	1	6
BSME Mechanical Engineering		2	10		12
Total	2	14	14	1	31

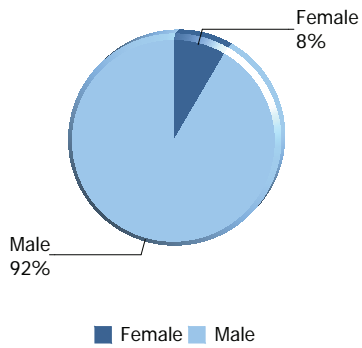
Active Duty Students: Enrollment by Secondary Program

Degree Major (1st Concentration, 2nd Concentration)	Active Duty Marine	Total
BA Modern Language (Spanish)	1	1
BSBA Finance	1	1
Total	2	2

Active Duty Students: Enrollment by Minor

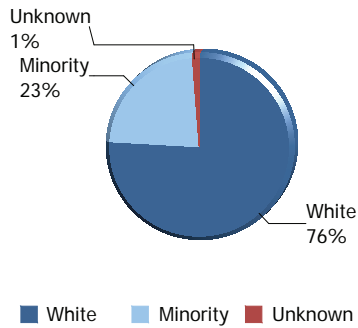
Minor	Active Duty Marine	Active Duty Navy	Total of Minor
Chemistry	1		1
Education	1		1
English	1		1
Fine Arts	1		1
Mathematics Applied	1		1
Psychology	2		2
Spanish	2		2
War Studies		1	1
Total	9	1	10

Veteran Day Students: Enrollment by Gender



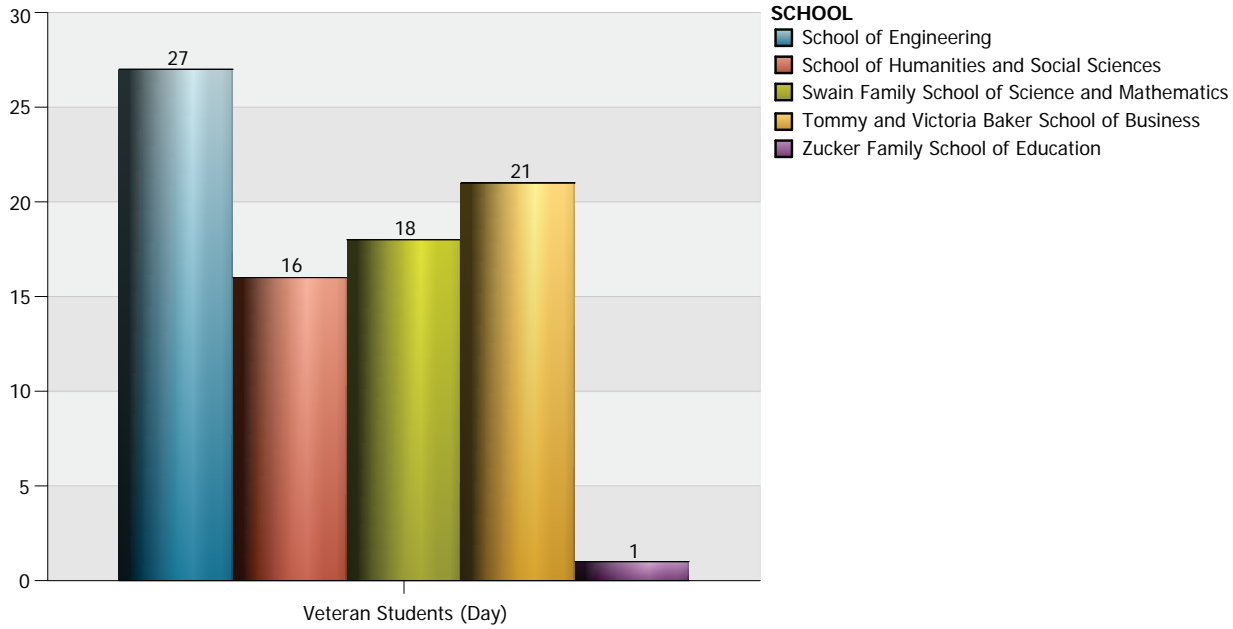
Gender	Female	Male	Total
Veteran Students (Day)	7	76	83
Total of Gender	7	76	83

Veteran Day Students: Enrollment by Race/Ethnicity



Race/Ethnicity	American Indian or Alaskan Native	Asian	Black or African American	Hispanic	More Than 1 Race	Native Hawaiian or Pacific Islander	Unknown	White	Total
Veteran Students (Day)	1	3	5	6	3	1	1	63	83
Total of Race/Ethnicity	1	3	5	6	3	1	1	63	83

Veteran Day Students: Enrollment by Degree Program



Degree Major (1st Concentration, 2nd Concentration)	Veteran Students (Day)	Total
BA Chemistry	1	1
BA Criminal Justice	4	4
BA Intelligence and Security Stu	1	1
BA Intelligence and Security Stu (Counterterrorism)	2	2
BA Intelligence and Security Stu (General Intelligence)	5	5
BA Intelligence and Security Stu (Military Intelligence)	1	1
BA Psychology	3	3
BS Computer Science	5	5
BS Cyber Operations	3	3
BS Exercise Science	4	4
BS Physical Education (Physical Education Teaching)	1	1
BS Physical Education (Pre Physical Educ Teaching)	1	1
BS Physics	2	2
BS Secondary Education (Education Social Studies)	1	1
BS Sport Management	1	1
BSBA Accounting	2	2
BSBA Business Administration	2	2
BSBA Finance	4	4
BSBA Management	5	5
BSBA Marketing & Business Dev	7	7
BSBA Supply Chain Management	1	1
BSCCE Civil Engineering	4	4
BSCMPE Computer Engineering	1	1
BSCONE Construction Engineering	1	1
BSEE Electrical Engineering	12	12
BSME Mechanical Engineering	9	9

Veteran Day Students: Enrollment by Degree Program

Degree Major (1st Concentration, 2nd Concentration)	Veteran Students (Day)	Total
Total	83	83

Veteran Day Students: Enrollment by Secondary Program

Degree Major (1st Concentration, 2nd Concentration)	Veteran Students (Day)	Total
BA Political Science (American Govt)	1	1
BS Computer Science	1	1
BSBA Marketing & Business Dev	1	1
BSCMPE Computer Engineering	1	1
Total	4	4

Veteran Day Students: Enrollment by Minor

Minor	Veteran Students (Day)	Total of Minor
Chemistry	1	1
Computer Engineering	1	1
Computer Science	1	1
Cybersecurity	2	2
Fine Arts	1	1
Molecular Biol and Biochm Chem	1	1
Spanish	2	2
Total	9	9