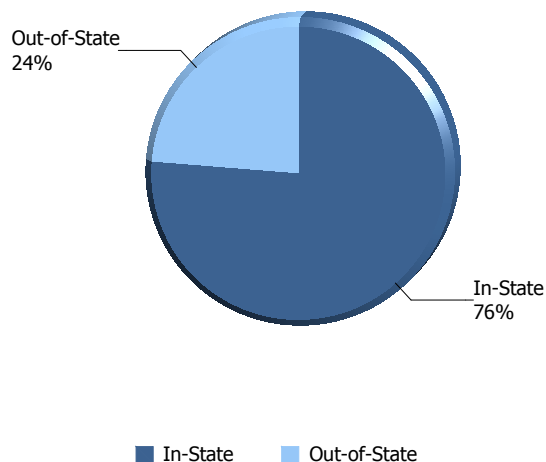


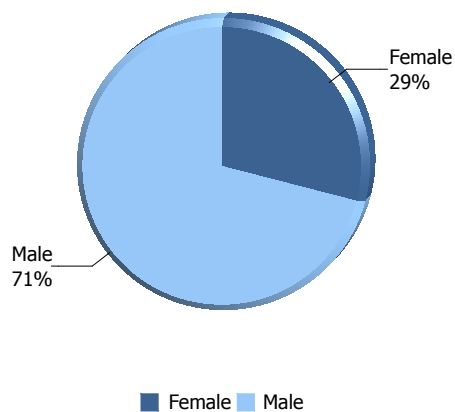
The Citadel: Enrollment by Residency



Residency	In-State	Out-of-State	Total
Active Duty Students	18		18
Cadets	270	164	434
CSI Students	110	143	253
Evening Undergraduate Students	103	2	105
Fifth Year Day Students	9	1	10
Freshman Athletes	9	17	26
Graduate Students	599	44	643
Transient Students	17	1	18
Veteran Students (Day)	41	3	44
Veteran Students (Evening)	33	1	34
Total of Residency	1209	376	1585

* Students who receive in-state tuition include residents of SC, military personnel and their dependents, faculty and administration employees and their dependents, retired persons and their dependents, academic common market, scholarships approved by board of trustees, reciprocity agreements as approved by the General Assembly, and non-resident aliens in an approved VISA classification.

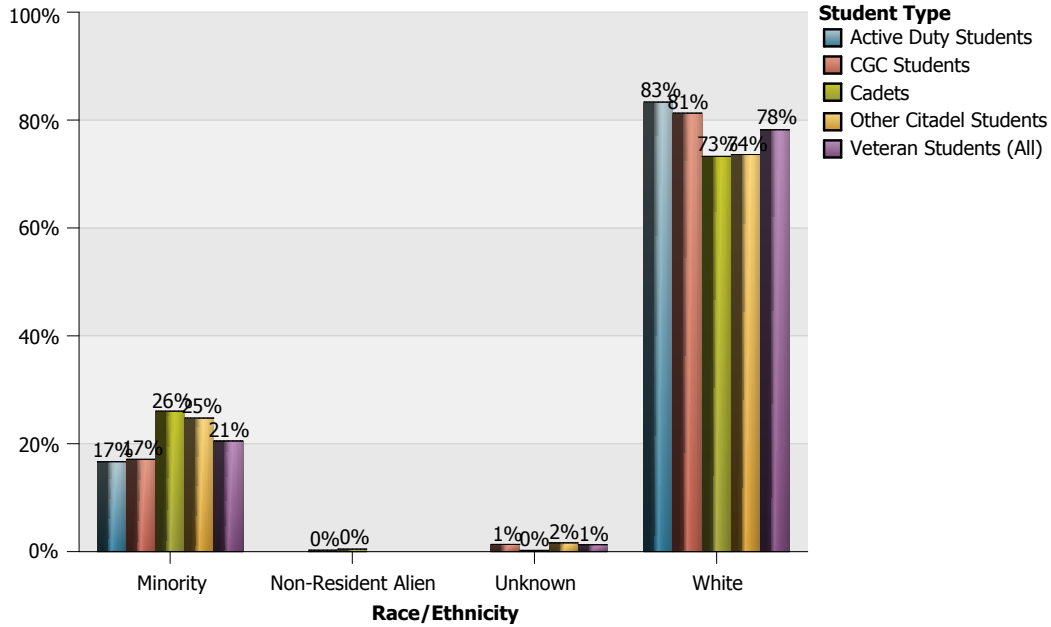
The Citadel: Enrollment by Gender



Gender	Female	Male	Total
Active Duty Students	2	16	18
Cadets	26	408	434
CSI Students	20	233	253
Evening Undergraduate Students	36	69	105
Fifth Year Day Students		10	10
Freshman Athletes		26	26
Graduate Students	358	285	643
Transient Students	9	9	18
Veteran Students (Day)	6	38	44
Veteran Students (Evening)	3	31	34
Total of Gender	460	1125	1585

* Off campus cadets include cadets studying abroad, studying away in the US, and those serving an internship.

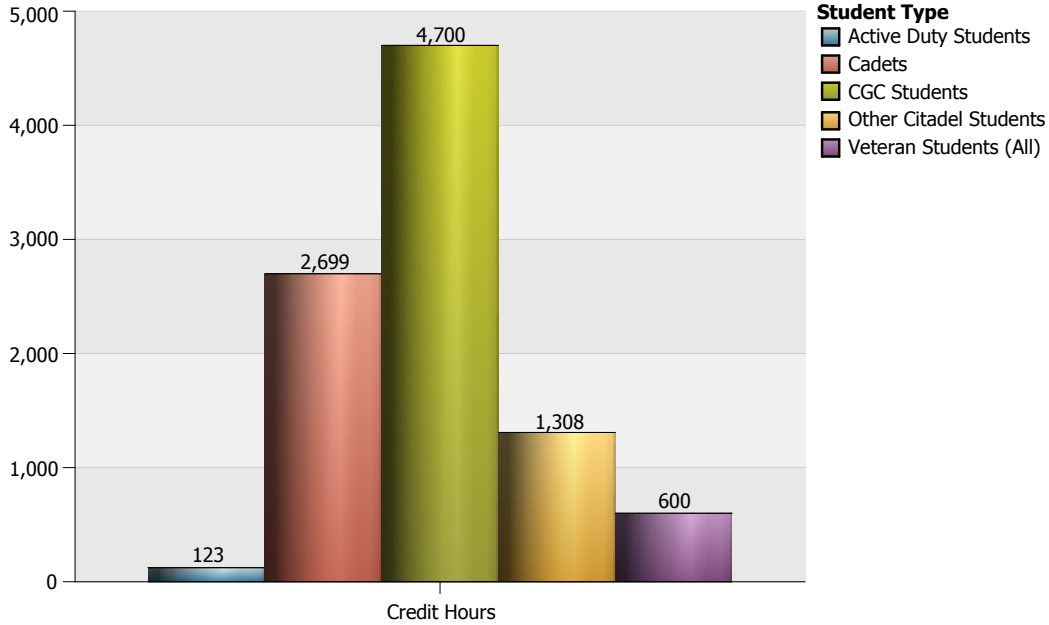
The Citadel: Enrollment by Race/Ethnicity



Race/Ethnicity	American Indian or Alaskan Native	Asian	Black or African American	Hispanic	More Than 1 Race	Native Hawaiian or Pacific Islander	Non-Resident Alien	Unknown	White	Total
Active Duty Students		1	1		1				15	18
Cadets	5	10	59	24	14	1	2	1	318	434
CSI Students		4	18	18	9	2		3	199	253
Evening Undergraduate Students	1	3	8	4	2			1	86	105
Fifth Year Day Students			1						9	10
Freshman Athletes			17		2			1	6	26
Graduate Students	2	6	78	12	10	2	2	9	522	643
Transient Students			3	2				1	12	18
Veteran Students (Day)			4	4	1				35	44
Veteran Students (Evening)		1	4	1		1		1	26	34
Total of Race/Ethnicity	8	25	193	65	39	6	4	17	1228	1585

* Off campus cadets include cadets studying abroad, studying away in the US, and those serving an internship.

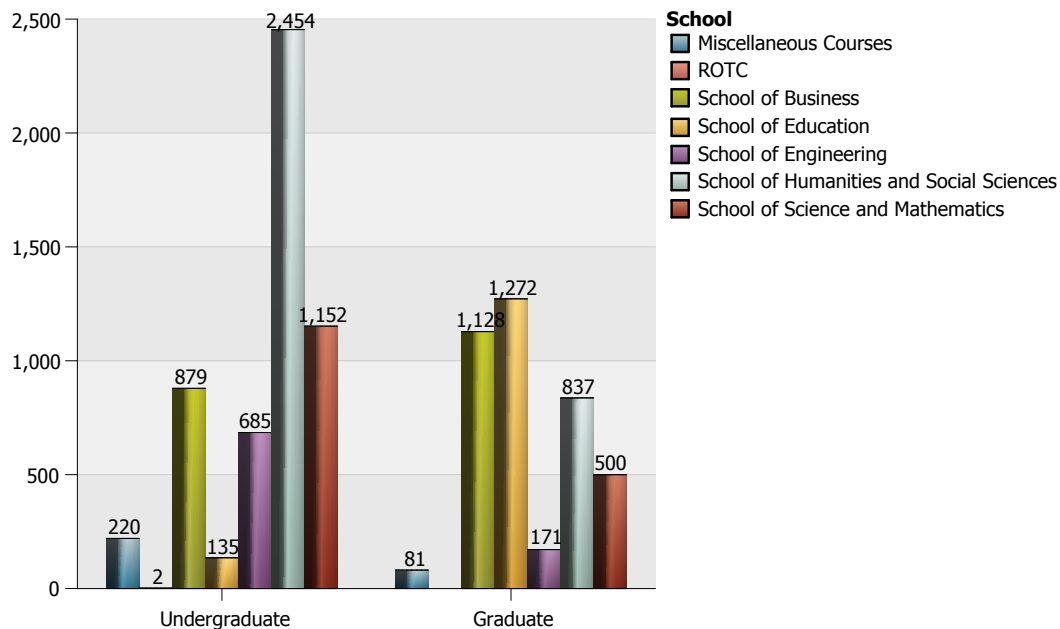
The Citadel: Credit Hours and Full-time Equivalency (FTE) Data by Student Type



	Credit Hours	FTE
Active Duty Students	123	10.25
Cadets	2,699	224.92
CSI Students	1,012	84.33
Evening Undergraduate Students	746	62.17
Fifth Year Day Students	55	4.58
Freshman Athletes	156	13.00
Graduate Students	3,954	439.33
Transient Students	85	7.08
Veteran Students (Day)	366	30.50
Veteran Students (Evening)	234	19.50
Total	9,430	895.67

* Off campus cadets include cadets studying abroad, studying away in the US, and those serving an internship.

The Citadel: Credit Hours by Department



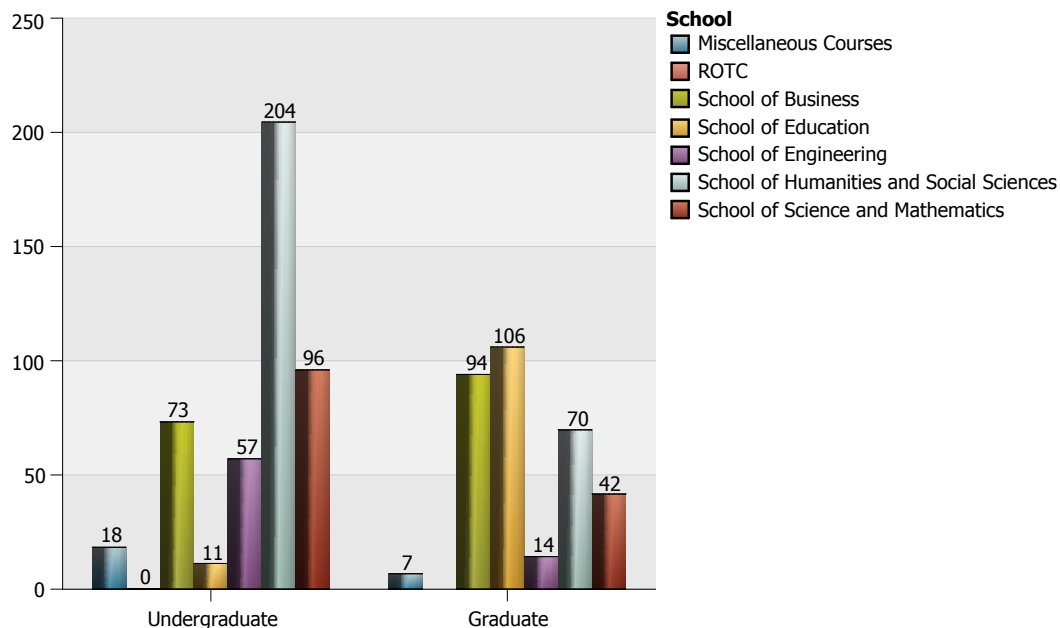
Department and Subject Area		1 Lower Division	2 Upper Division	3 Graduate	Total
Biology	Biology and Biological Science	129	44	71	244
	Total of Department	129	44	71	244
Chemistry	Chemistry	283		24	307
	Total of Department	283		24	307
Civil and Environ Engineering	Civil Engineering		466		466
	Total of Department		466		466
Criminal Justice	Crim Just and Law Enf Admin	27	348	63	438
	Cybersecurity		12		12
	Sociology	21	12		33
	Total of Department	48	372	63	483
Elect and Computer Engineering	Electrical Engineering		177		177
	Total of Department		177		177
Engineer Leadrshp and Prg Mgmt	Mechanical Engineering		42		42
	Project Management			171	171
	Total of Department		42	171	213
English	English Language and Lit	342	24	87	453
	Fine Arts and Art Studies	15			15
	Total of Department	357	24	87	468
Health Exercise Sport Science	Kinesiology and Exer Science			318	318
	Phys Ed Teaching and Coaching		66		66
	Total of Department		66	318	384
History	History	330	117		447
	Total of Department	330	117		447
Math and Computer Science	Computer and Info Sciences	24	3	51	78
	Mathematics	444		36	480
	Total of Department	468	3	87	558

The Citadel: Credit Hours by Department

Department and Subject Area		1 Lower Division	2 Upper Division	3 Graduate	Total
Misc Courses and Majors	Liberal Arts and Sciences	12			12
	Total of Department	12			12
Modern Language Lit and Cult	Chinese Language and Lit	24	30		54
	French Language and Lit	33	33		66
	Spanish Language and Lit	345	114		459
	Total of Department	402	177		579
Naval Science	Navy and Marine ROTC		2		2
	Total of Department		2		2
Orientation/Leadership	Leadership Certificate			81	81
	Liberal Arts and Sciences	208			208
	Total of Department	208		81	289
Physics	Meteorology	3			3
	Physics	153	3		156
	Total of Department	156	3		159
Political Science	Anthropology	12		18	30
	Political Sci and Government	228	123	78	429
	Total of Department	240	123	96	459
Psychology	Psychology	264		591	855
	Total of Department	264		591	855
School of Business	Business Admin and Management	225	654	1,128	2,007
	Total of Department	225	654	1,128	2,007
School of Education	Secondary Ed and Teaching	129	6	1,245	1,380
	STEM Education			27	27
	Total of Department	129	6	1,272	1,407
Total Overall		3,251	2,276	3,989	9,516

* Data includes consortium hours.

The Citadel: Full-time Equivalency (FTE) Data by Department



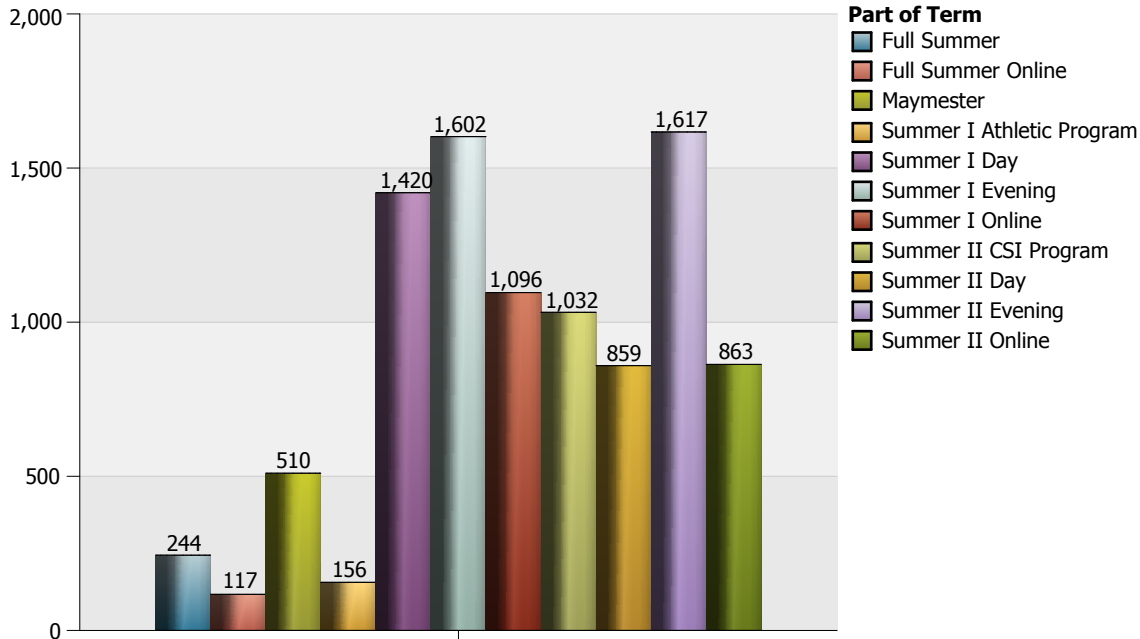
Department and Subject Area		1 Lower Division	2 Upper Division	3 Graduate	Total
Biology	Biology and Biological Science	10.75	3.67	7.89	22.31
	Total of Department	10.75	3.67	7.89	22.31
Chemistry	Chemistry	23.58		2.67	26.25
	Total of Department	23.58		2.67	26.25
Civil and Environ Engineering	Civil Engineering		38.83		38.83
	Total of Department		38.83		38.83
Criminal Justice	Crim Just and Law Enf Admin	2.25	29.00	7.00	38.25
	Cybersecurity		1.00		1.00
	Sociology	1.75	1.00		2.75
	Total of Department	4.00	31.00	7.00	42.00
Elect and Computer Engineering	Electrical Engineering		14.75		14.75
	Total of Department		14.75		14.75
Engineer Leadrshp and Prg Mgmt	Mechanical Engineering		3.50		3.50
	Project Management			19.00	19.00
	Total of Department		3.50	19.00	22.50
English	English Language and Lit	28.50	2.00	9.67	40.17
	Fine Arts and Art Studies	1.25			1.25
	Total of Department	29.75	2.00	9.67	41.42
Health Exercise Sport Science	Kinesiology and Exer Science			35.33	35.33
	Phys Ed Teaching and Coaching		5.50		5.50
	Total of Department		5.50	35.33	40.83
History	History	27.50	9.75		37.25
	Total of Department	27.50	9.75		37.25
Math and Computer Science	Computer and Info Sciences	2.00	0.25	5.67	7.92
	Mathematics	37.00		4.00	41.00
	Total of Department	39.00	0.25	9.67	48.92
Misc Courses and Majors	Liberal Arts and Sciences	1.00			1.00

The Citadel: Full-time Equivalency (FTE) Data by Department

Department and Subject Area		1 Lower Division	2 Upper Division	3 Graduate	Total
Misc Courses and Majors	Total of Department	1.00			1.00
Modern Language Lit and Cult	Chinese Language and Lit	2.00	2.50		4.50
	French Language and Lit	2.75	2.75		5.50
	Spanish Language and Lit	28.75	9.50		38.25
	Total of Department	33.50	14.75		48.25
Naval Science	Navy and Marine ROTC		0.17		0.17
	Total of Department		0.17		0.17
Orientation/Leadership	Leadership Certificate			9.00	9.00
	Liberal Arts and Sciences	17.33			17.33
	Total of Department	17.33		9.00	26.33
Physics	Meteorology	0.25			0.25
	Physics	12.75	0.25		13.00
	Total of Department	13.00	0.25		13.25
Political Science	Anthropology	1.00		2.00	3.00
	Political Sci and Government	19.00	10.25	8.67	37.92
	Total of Department	20.00	10.25	10.67	40.92
Psychology	Psychology	22.00		65.67	87.67
	Total of Department	22.00		65.67	87.67
School of Business	Business Admin and Management	18.75	54.50	125.33	198.58
	Total of Department	18.75	54.50	125.33	198.58
School of Education	Secondary Ed and Teaching	10.75	0.50	138.33	149.58
	STEM Education			3.00	3.00
	Total of Department	10.75	0.50	141.33	152.58
Total Overall		270.92	189.67	443.22	903.81

* Data includes consortium hours.

The Citadel: Credit Hours by Part of Term



Part of Term		1 Undergraduate	2 Graduate	Total
Full Summer	Civil and Environ Engineering	28		28
	Engineer Leadrshp and Prg Mgmt		60	60
	Health Exercise Sport Science	27		27
	Math and Computer Science	3		3
	School of Business		39	39
	School of Education		87	87
	Total of Part of Term	58	186	244
Full Summer Online	Health Exercise Sport Science	3		3
	School of Education	33	81	114
	Total of Part of Term	36	81	117
Maymester	Biology	24	16	40
	Criminal Justice	15		15
	English	123		123
	History	48		48
	Modern Language Lit and Cult	15		15
	Physics	26		26
	Political Science	48	27	75
	Psychology	33		33
	School of Business	72		72
	School of Education	30	33	63
	Total of Part of Term	434	76	510
Summer I Athletic Program	English	78		78
	Psychology	78		78

The Citadel: Credit Hours by Part of Term

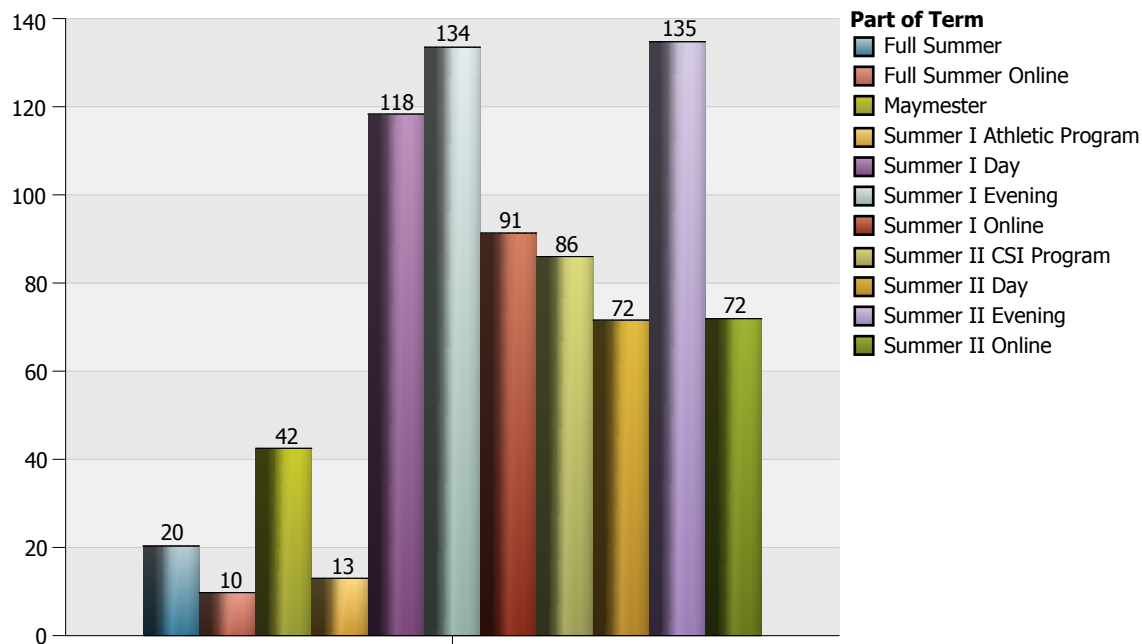
Part of Term		1 Undergraduate	2 Graduate	Total
Summer I Athletic Program	Total of Part of Term	156		156
Summer I Day	Biology	87	13	100
	Chemistry	122		122
	Criminal Justice	27		27
	English	87	30	117
	Health Exercise Sport Science	33		33
	History	78		78
	Math and Computer Science	103		103
	Modern Language Lit and Cult	522		522
	Physics	66		66
	Political Science	60	15	75
	School of Business	84		84
	School of Education		93	93
		Total of Part of Term	1,269	151
Summer I Evening	Biology		18	18
	Civil and Environ Engineering	201		201
	Criminal Justice	33	33	66
	Elect and Computer Engineering	63		63
	Engineer Leadrshp and Prg Mgmt	18	51	69
	Health Exercise Sport Science		153	153
	Math and Computer Science		42	42
	Psychology		300	300
	School of Business	69	315	384
	School of Education		306	306
	Total of Part of Term	384	1,218	1,602
Summer I Online	Criminal Justice	240		240
	Health Exercise Sport Science		9	9
	Math and Computer Science	24		24
	Misc Courses and Majors	7		7
	Orientation/Leadership		45	45
	Political Science	18	30	48
	Psychology		36	36
	School of Business	291	237	528
	School of Education	69	90	159
	Total of Part of Term	649	447	1,096
Summer II CSI Program	History	294		294
	Math and Computer Science	200		200
	Orientation/Leadership	208		208
	Political Science	177		177
	Psychology	153		153

The Citadel: Credit Hours by Part of Term

Part of Term		1 Undergraduate	2 Graduate	Total
Summer II CSI Program	Total of Part of Term	1,032		1,032
Summer II Day	Biology	62	24	86
	Chemistry	161		161
	Civil and Environ Engineering	24		24
	Criminal Justice	30		30
	English	90		90
	Health Exercise Sport Science	3		3
	History	27		27
	Math and Computer Science	141		141
	Modern Language Lit and Cult	42		42
	Naval Science	2		2
	Physics	67		67
	Political Science	15	18	33
	School of Business	24		24
	School of Education		129	129
	Total of Part of Term	688	171	859
Summer II Evening	Civil and Environ Engineering	213		213
	Criminal Justice	45	27	72
	Elect and Computer Engineering	114		114
	Engineer Leadrshp and Prg Mgmt	24	60	84
	English	3	57	60
	Health Exercise Sport Science		156	156
	Math and Computer Science		45	45
	Psychology		180	180
	School of Business	57	330	387
	School of Education		306	306
		Total of Part of Term	456	1,161
Summer II Online	Chemistry		24	24
	Criminal Justice	30	3	33
	Misc Courses and Majors	5		5
	Orientation/Leadership		36	36
	Political Science	45	6	51
	Psychology		75	75
	School of Business	282	207	489
	School of Education	3	147	150
	Total of Part of Term	365	498	863
Total Overall		5,527	3,989	9,516

* Data includes consortium hours.

The Citadel: Full-time Equivalency (FTE) Data by Part of Term



Part of Term		1 Undergraduate	2 Graduate	Total
Full Summer	Civil and Environ Engineering	2.33		2.33
	Engineer Leadrshp and Prg Mgmt		6.67	6.67
	Health Exercise Sport Science	2.25		2.25
	Math and Computer Science	0.25		0.25
	School of Business		4.33	4.33
	School of Education		9.67	9.67
	Total of Part of Term	4.83	20.67	25.50
Full Summer Online	Health Exercise Sport Science	0.25		0.25
	School of Education	2.75	9.00	11.75
	Total of Part of Term	3.00	9.00	12.00
Maymester	Biology	2.00	1.78	3.78
	Criminal Justice	1.25		1.25
	English	10.25		10.25
	History	4.00		4.00
	Modern Language Lit and Cult	1.25		1.25
	Physics	2.17		2.17
	Political Science	4.00	3.00	7.00
	Psychology	2.75		2.75
	School of Business	6.00		6.00
	School of Education	2.50	3.67	6.17
	Total of Part of Term	36.17	8.44	44.61
Summer I Athletic Program	English	6.50		6.50
	Psychology	6.50		6.50

The Citadel: Full-time Equivalency (FTE) Data by Part of Term

Part of Term		1 Undergraduate	2 Graduate	Total
Summer I Athletic Program	Total of Part of Term	13.00		13.00
Summer I Day	Biology	7.25	1.44	8.69
	Chemistry	10.17		10.17
	Criminal Justice	2.25		2.25
	English	7.25	3.33	10.58
	Health Exercise Sport Science	2.75		2.75
	History	6.50		6.50
	Math and Computer Science	8.58		8.58
	Modern Language Lit and Cult	43.50		43.50
	Physics	5.50		5.50
	Political Science	5.00	1.67	6.67
	School of Business	7.00		7.00
	School of Education		10.33	10.33
		Total of Part of Term	105.75	16.78
Summer I Evening	Biology		2.00	2.00
	Civil and Environ Engineering	16.75		16.75
	Criminal Justice	2.75	3.67	6.42
	Elect and Computer Engineering	5.25		5.25
	Engineer Leadrshp and Prg Mgmt	1.50	5.67	7.17
	Health Exercise Sport Science		17.00	17.00
	Math and Computer Science		4.67	4.67
	Psychology		33.33	33.33
	School of Business	5.75	35.00	40.75
	School of Education		34.00	34.00
		Total of Part of Term	32.00	135.33
Summer I Online	Criminal Justice	20.00		20.00
	Health Exercise Sport Science		1.00	1.00
	Math and Computer Science	2.00		2.00
	Misc Courses and Majors	0.58		0.58
	Orientation/Leadership		5.00	5.00
	Political Science	1.50	3.33	4.83
	Psychology		4.00	4.00
	School of Business	24.25	26.33	50.58
	School of Education	5.75	10.00	15.75
		Total of Part of Term	54.08	49.67
Summer II CSI Program	History	24.50		24.50
	Math and Computer Science	16.67		16.67
	Orientation/Leadership	17.33		17.33
	Political Science	14.75		14.75
	Psychology	12.75		12.75

The Citadel: Full-time Equivalency (FTE) Data by Part of Term

Part of Term		1 Undergraduate	2 Graduate	Total
Summer II CSI Program	Total of Part of Term	86.00		86.00
Summer II Day	Biology	5.17	2.67	7.83
	Chemistry	13.42		13.42
	Civil and Environ Engineering	2.00		2.00
	Criminal Justice	2.50		2.50
	English	7.50		7.50
	Health Exercise Sport Science	0.25		0.25
	History	2.25		2.25
	Math and Computer Science	11.75		11.75
	Modern Language Lit and Cult	3.50		3.50
	Naval Science	0.17		0.17
	Physics	5.58		5.58
	Political Science	1.25	2.00	3.25
	School of Business	2.00		2.00
	School of Education		14.33	14.33
		Total of Part of Term	57.33	19.00
Summer II Evening	Civil and Environ Engineering	17.75		17.75
	Criminal Justice	3.75	3.00	6.75
	Elect and Computer Engineering	9.50		9.50
	Engineer Leadrshp and Prg Mgmt	2.00	6.67	8.67
	English	0.25	6.33	6.58
	Health Exercise Sport Science		17.33	17.33
	Math and Computer Science		5.00	5.00
	Psychology		20.00	20.00
	School of Business	4.75	36.67	41.42
	School of Education		34.00	34.00
		Total of Part of Term	38.00	129.00
Summer II Online	Chemistry		2.67	2.67
	Criminal Justice	2.50	0.33	2.83
	Misc Courses and Majors	0.42		0.42
	Orientation/Leadership		4.00	4.00
	Political Science	3.75	0.67	4.42
	Psychology		8.33	8.33
	School of Business	23.50	23.00	46.50
	School of Education	0.25	16.33	16.58
		Total of Part of Term	30.42	55.33
Total Overall		460.58	443.22	903.81

* Data includes consortium hours.